


LED Retrofit kit

NS-ARK40W-01C



General illumination

Outdoor use in outdoor luminaires only (minimum Ip65)

Reduces lumen maintain flux and working life if used in sealed lamp fixtures. ①

Features

- Pure aluminum through hole and air convection design to speed up heat dissipation .
- Coating surface treatment enhances heat dissipation.
- 340 degree wide-angle lamp holder.
- 140-150lm/W High photosynthetic efficiency
- Emits no UV light / contains no mercury(Hg).
- Widely replace HID .
- Dust and fire-proof, IP54.

Applications

cobra head fixtures



shoe box



Parking lot/USA



Directinoal lamps for industrial and commercial fixture applications: For use in wall pack, canopy, shoe box, or cobra head fixtures.





Product datasheet

Electrical data

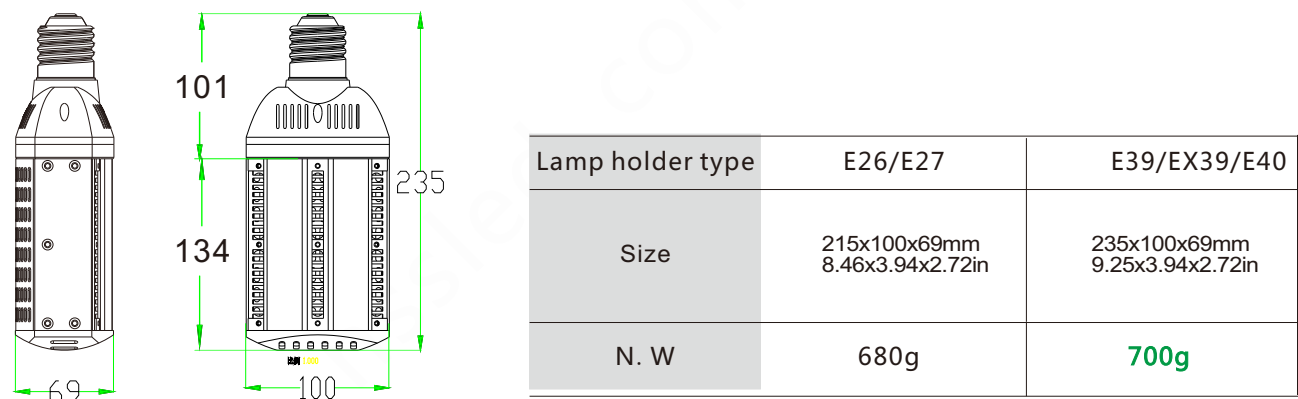
Rated wattage	40-45 W
Input Voltage	100-277VAC
Operating frequency	50/60 Hz
Rated power factory	>0.90
Power Efficiency	>0.87
Humidity	< 90%
Ambient temperature	-40~55°C
Base (standard designation)	E26/E27/E39/EX39/E40
Replacement conventional lamp power	135W CFL
Dimmable	NO

Light technical data

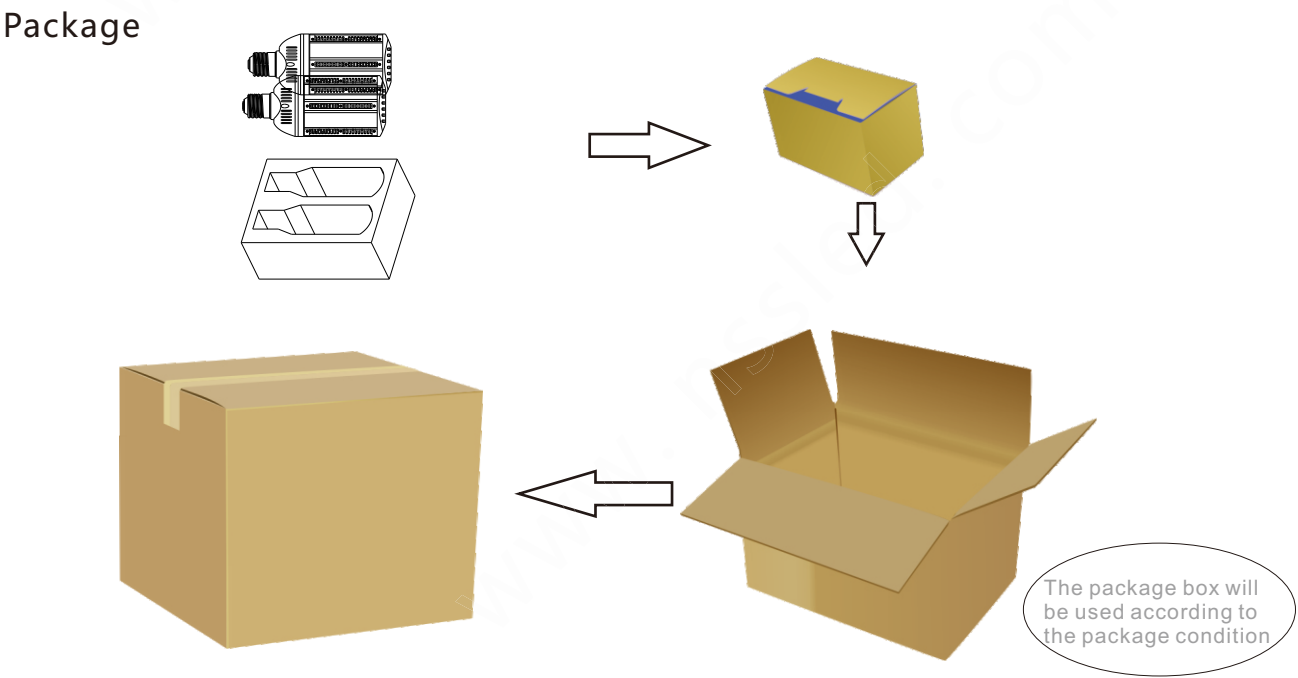
Light Source/Count	168pcs 2835 SMD 0.5W
Luminous flux	6000 Lm
Color temperature	WarmWhite:3,000 ~3,500 K NaturalWhite:4,000 ~5,000 K CoolWhite:5,500 ~6,500K
Color rendering index Ra	Ra >80
Starting time	0 S
LED Emitter Life	50000hrs
Lifepan of LED Lamp	35000hrs
Light Center Length - LCL (mm)	134mm
Maximum Base Temperature - Celsius	50°
Maximum Bulb Temperature - Celsius	95°



Dimensions & weight



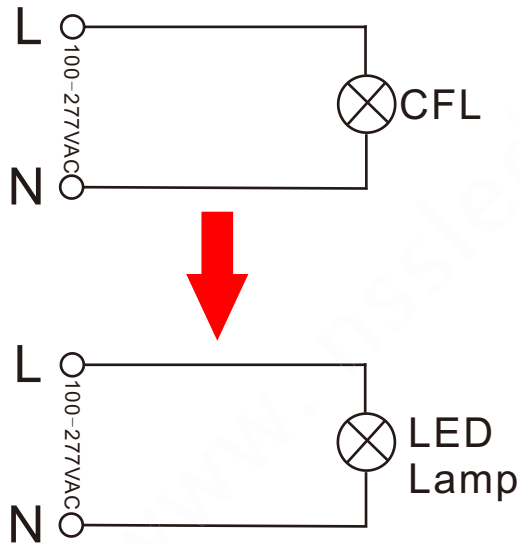
Logistical Data



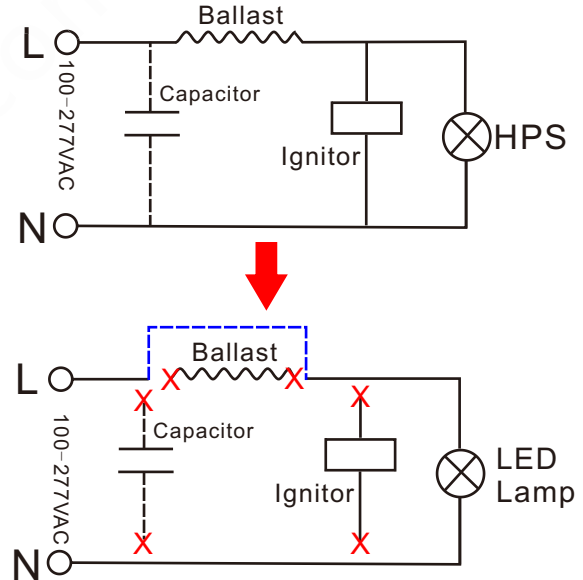
Packaging unit (Pieces/Unit)	Dimensions	Gross weight		Volume
Small box 2	27*20.5*13cm	E26\E27	E39\E40	0. 007m ³
		1.5Kg	1.55Kg	
Outer Carton 24	55.5*42.5*42cm	19.5Kg	20Kg	0. 1m ³

Installation

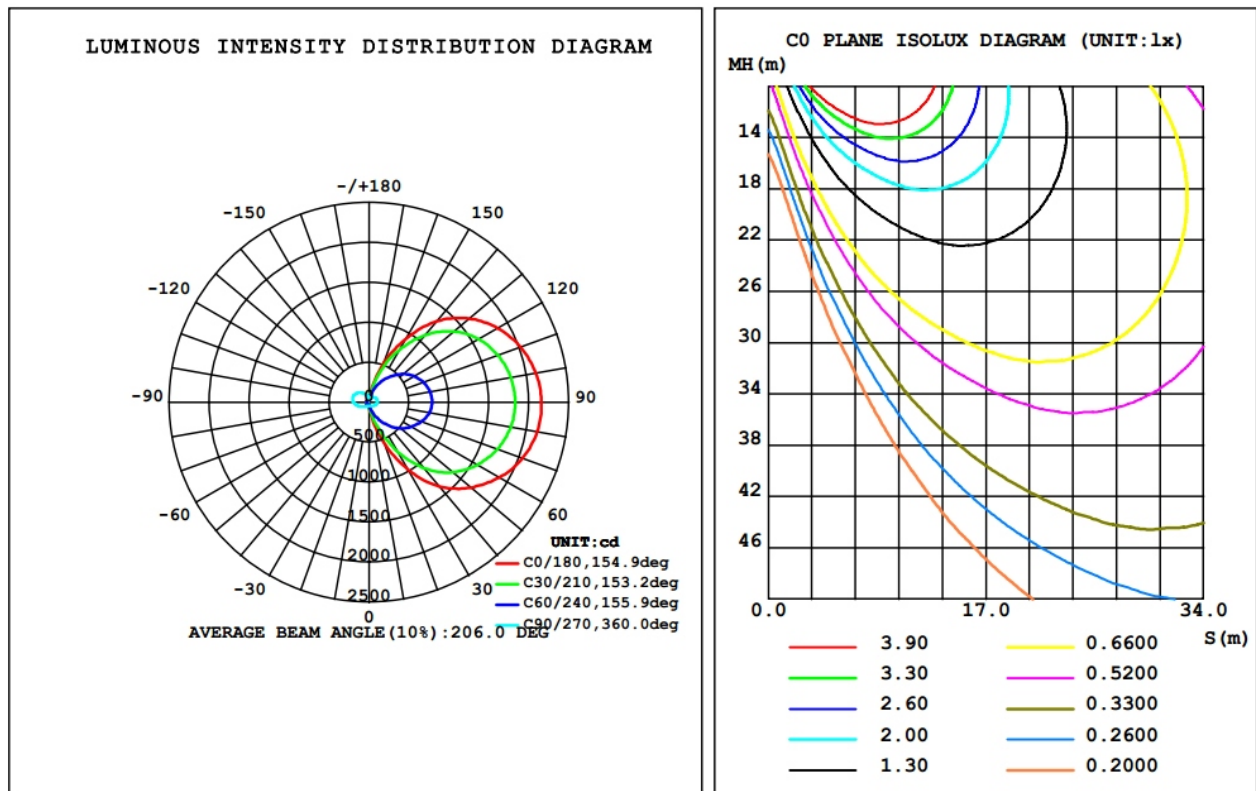
Replace CFL



Replace HPS



Light Distribution diagram




Product datasheet

Attention①

When the products are used in the outdoor lighting, ensure the space is waterproof and well ventilated. Pay attention to the size of the confined space. Ensure the lamp has enough space for heat dissipation which ensures lumen maintenance and extends its working life.

As shown below, for your reference



When 40W Retrofit Kit light is used in confined space, the Minimum size shall not be less than L35*W35*H15cm.

Attention②

Key Benifits of comparison	LED Energy Saving light 40W	HPS/HID/MH/CFL Lamp 135W
Luminous Flux (Lm)	6000	6000
Efficiency (Lm/W)	150	45
Better Color Appearance Measured in color Rendering index	80	65
Wide Color Availability In CCT (kelvin)	3000-6500	2500
Starting Time, Quick Start (min)	0	0
The life of the lamp (H)	35000	5000



LED Retrofit Kit
light 40W

Replacement



HPS/HID/MH/CFL
Lamp 135W

Additional product data

All technical parameters apply to the entire lamp/Due to the complex production process for light-emitting diodes, the typical values shown for the technical LED parameters are purely statistical values that do not necessarily match the actual technical parameters of each individual product, which can vary from the typical value.

Disclaimer

Subject to change without notice. Errors and omission excepted. Always make sure to use the most recent release.

