

## LED Retrofit kit

### NS-ARK60W-01C



General illumination  
Outdoor use in outdoor luminaires only (minimum Ip65)  
Reduces lumen maintain flux and working life if used in sealed lamp fixtures. ⓘ

### Features

- Pure aluminum through hole and air convection design to speed up heat dissipation .
- Coating surface treatment enhances heat dissipation.
- 340 degree wide-angle lamp holder.
- 140-150lm/W High photosynthetic efficiency
- Emits no UV light / contains no mercury(Hg).
- Widely replace HID .
- Dust and fire-proof,IP54.

## Applications

cobra head fixtures



shoe box



Parking lot/USA



Directinoal lamps for industrial and commercial fixture applications:For use in wall pack, canopy, shoe box, or cobra head fixtures.



## Product datasheet

## Electrical data

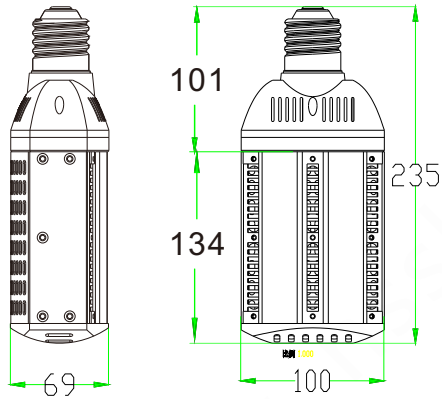
Rated wattage	60-65 W
Input Voltage	100-277VAC
Operating frequency	50/60 Hz
Rated power factory	>0.90
Power Efficiency	>0.87
Humidity	< 90%
Ambient temperature	-40~55°C
Base (standard designation)	E26/E27/E39/EX39/E40
Replacement conventional lamp power	200W HID/MH
Dimmable	NO

## Light technical data

Light Source/Count	216pcs 2835 SMD 0.5W
Luminous flux	8600 Lm
Color temperature	WarmWhite:3000 ~3,500K NaturalWhite:4,000 ~5,000 K CoolWhite:5,500 ~6,500K
Color rendering index Ra	R a > 80
Starting time	0 S
LED Emitter Life	50000hrs
Lifepan of LED Lamp	35000hrs
Light Center Length - LCL (mm)	134mm
Maximum Base Temperature - Celsius	50°
Maximum Bulb Temperature - Celsius	95°

## Product datasheet

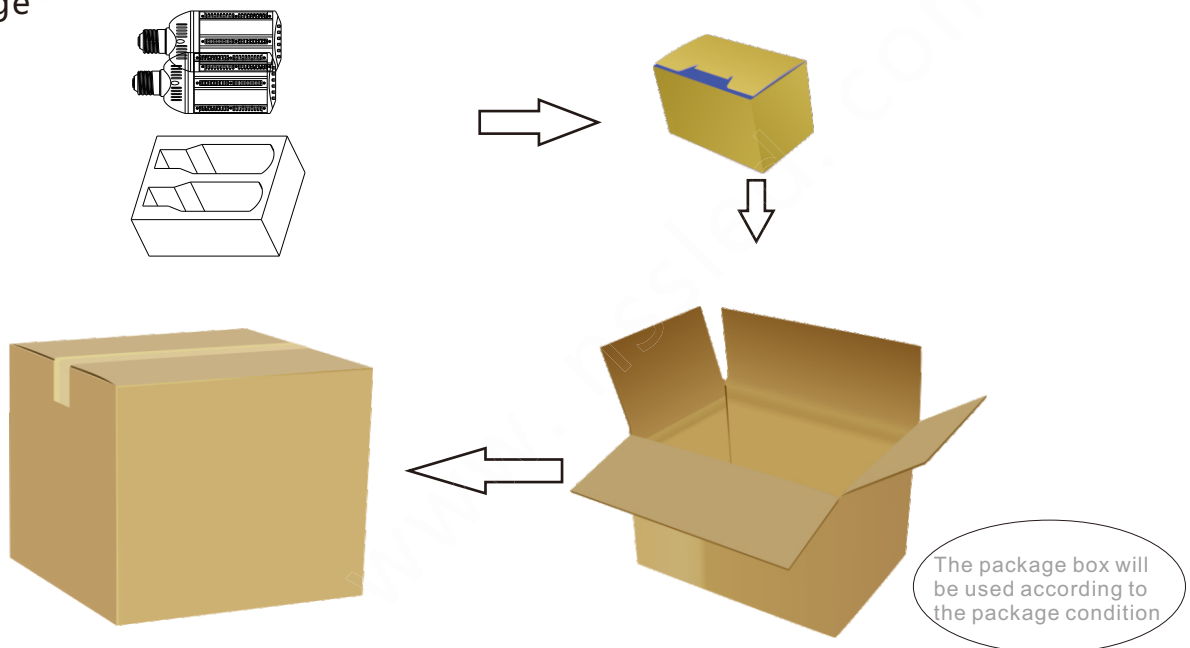
## Dimensions &amp; weight



Lamp holder type	E26/E27	E39/EX39/E40
Size	215x100x69mm 8.46x3.94x2.72in	235x100x69mm 9.25x3.94x2.72in
N. W	680g	<b>700g</b>

## Logistical Data

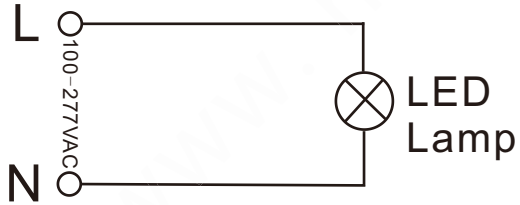
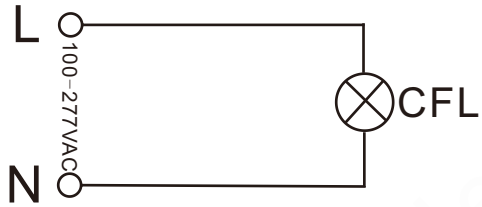
## Package



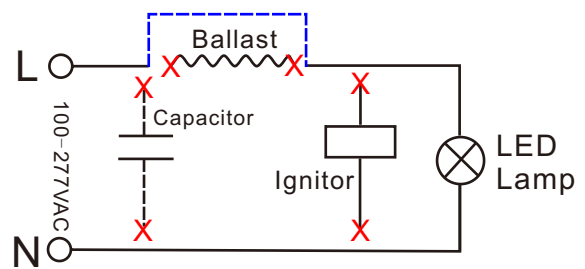
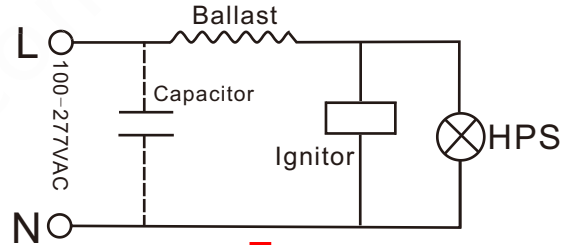
Packaging unit (Pieces/Unit)	Dimensions	Gross weight		Volume
Small box 2	27*20.5*13cm	E26\E27	E39\E40	0.007m <sup>3</sup>
		1.5Kg	1.55Kg	
Outer Carton 24	55.5*42.5*42cm	19.5Kg	20Kg	0.1m <sup>3</sup>

Installation

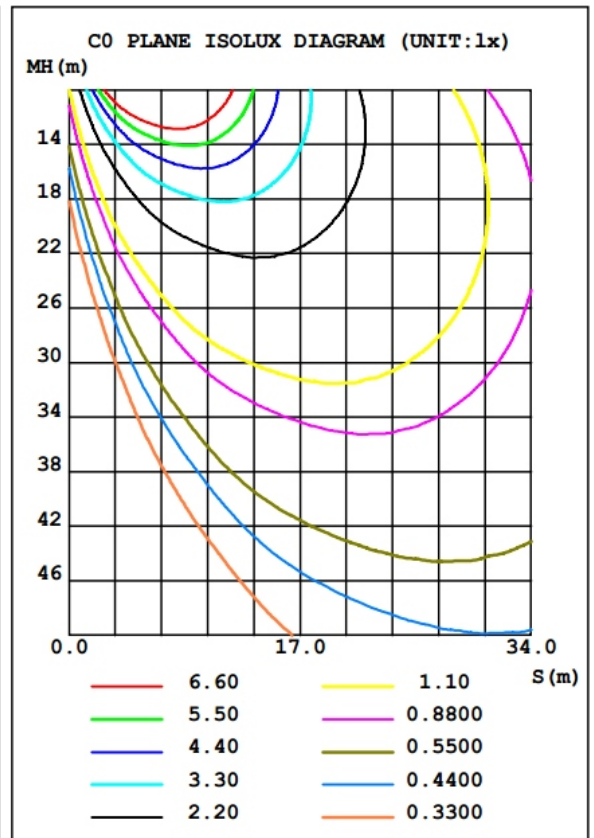
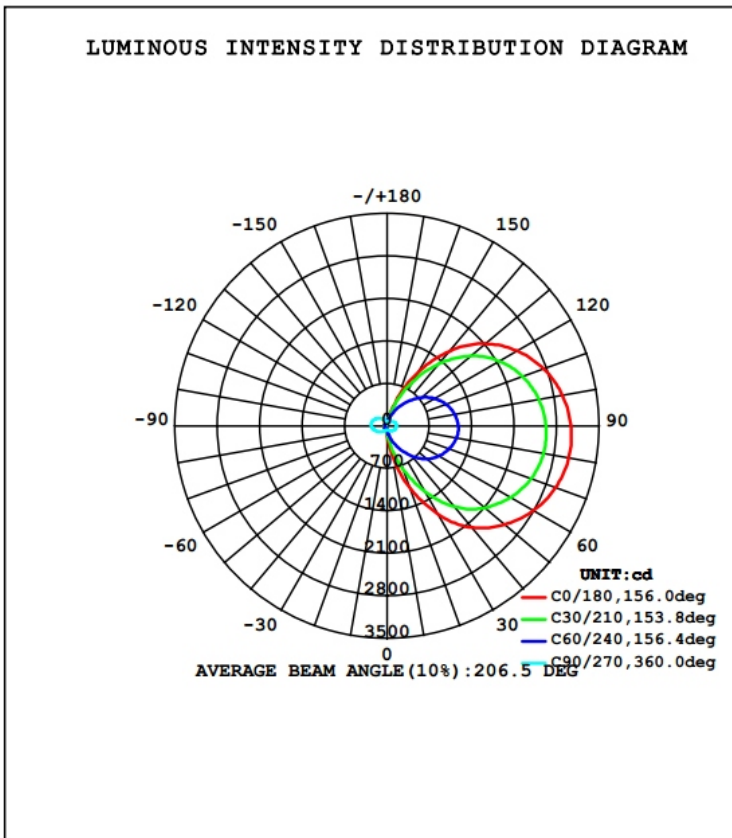
**Replace CFL**



**Replace HPS**



Light Distribution diagram




## Product datasheet

**Attention①**

When the products are used in the outdoor lighting, ensure the space is waterproof and well ventilated. Pay attention to the size of the confined space. Ensure the lamp has enough space for heat dissipation which ensures lumen maintenance and extends its working life.

**As shown below, for your reference**



When 60W Retrofit Kit light is used in confined space, the Minimum size shall not be less than L40\*W40\*H35cm.

**Attention②**

Key Benefits of comparison	LED Energy Saving light 60W	CFL/HPS/HID/MH Lamp 200W
Luminous Flux (Lm)	9000	9000
Efficiency (Lm/W)	150	45
Better Color Appearance Measured in color Rendering index	80	65
Wide Color Availability In CCT (kelvin)	3000-6500	2500
Starting Time, Quick Start (min)	0	0
The life of the lamp (H)	35000	5000



LED Retrofit Kit light 60W

Replacement



CFL/HPS/HID/MH Lamp 200W

**Additional product data**

All technical parameters apply to the entire lamp/Due to the complex production process for light-emitting diodes, the typical values shown for the technical LED parameters are purely statistical values that do not necessarily match the actual technical parameters of each individual product, which can vary from the typical value.

**Disclaimer**

Subject to change without notice. Errors and omission excepted. Always make sure to use the most recent release.