

NS-TWL150W-01-C




LED Temporary work Light



Features

- C style: 360 degree luminescence, no fan design. adopt high heat conduction and portable stamping aluminum to accelerate heat dissipation.
- Wide pressure isolating constant current power supply, anti-surge protection of 6000V. The lamp can withstand sudden high voltage.
- Provide socket connector, which can connect 6 lamps in series at the same time.
- It can be used as HIGH BAY with spotlights and stainless steel protective cover.
- Suitable for outdoor wet or humid places. IP64 waterproof rating.
- Stainless steel hooks are more convenient to use.
- The luminaire can be controlled by the remote control.
One remote control can match 6 illuminators at the same time, and the remote control distance is up to 30 meters.

Applications





Product datasheet

Technical data

Electrical data

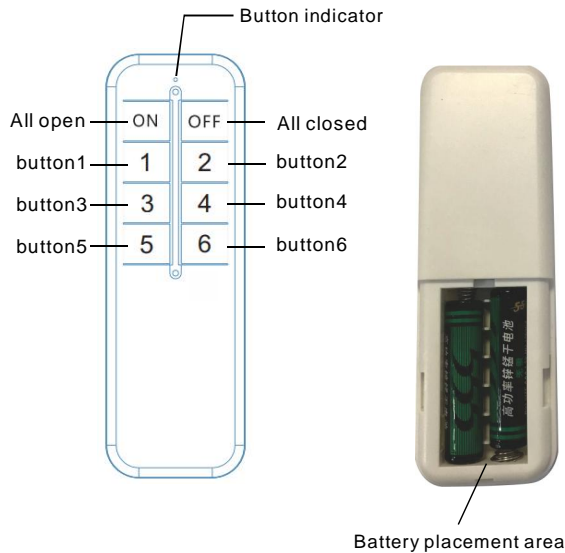
Rated wattage	150-158w
Input Voltage	100-277V AC
Operating frequency	50/60 Hz
Rated power factory	>0.90
Power Efficiency	>0.87
Humidity	< 90%
Ambient temperature	-40~45°C
Replacement conventional lamp power	450W HID
Dimmable	NO

Light technical data

Light Source/Count	1064pcs 2835 0.2WSMD
Luminous flux	18750 Lm ± 10%
Color temperature	WarmWhite:3000 ~ 3,500K NaturalWhite:4,000 ~ 5,000 K CoolWhite:5,500 ~ 6,500K
Color rendering index Ra	Ra >80
Starting time	0 S
LED Emitter Life	50000hrs
Lifepan of LED Lamp	35000hrs

Product datasheet

Functions and parameters of remote control



Project	Parameter
Operating Voltage	3-3.6V (Two 1.5V AAA battery powered)
Transmitting frequency	2400-2483.5MHz
Modulation	GFSK
Transmit power	6dBm
stand-by current	MAX 5uA
Working current	MAX 26uA
Remote control distance	30m
physical dimension	117*38*15mm

Remote operation instructions

1.Coded function

- If the LED lamp is already paired, it cannot be paired again and needs to clear the code first.
- For the coded process:Firstly, turn off the AC power of the LED lamp for more than 10 seconds, then power on the LED lamp, and press 3 times one of the digital keys of the RC(remote Control) in rapid succession within 3 seconds, (For example, if you want to assign it to button1, then press button1), you will see the LED lamp flashes 3 times, which indicates it's has been coded successfully, and the lamp has been assigned to button1. The coding process is same to other buttons.
- Note: One digital key can be paired with only one LED lamp.

2.Code Cleared function

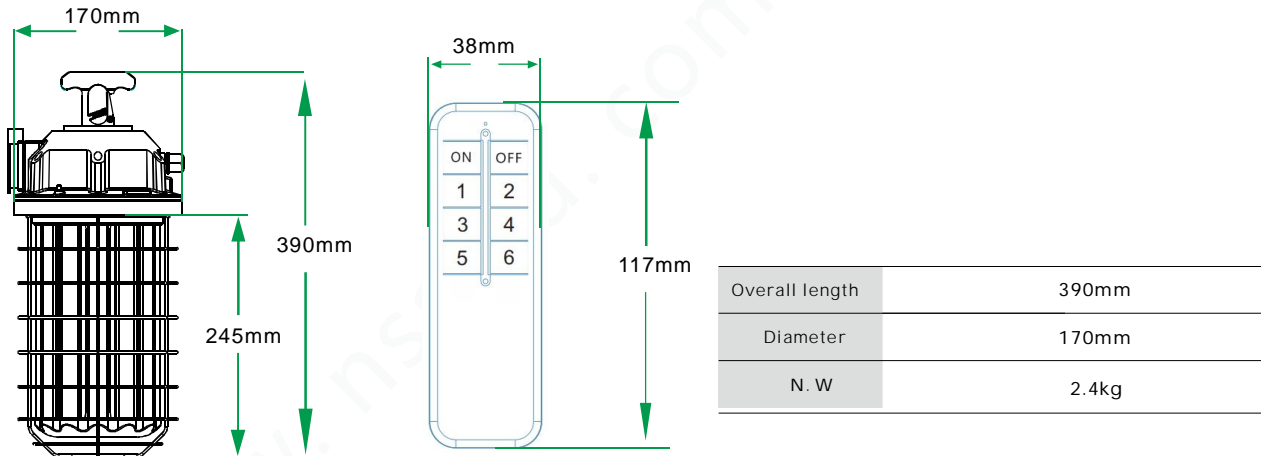
- Firstly, turn off the AC power of the LED fixture for more than 10 seconds, then power on the LED lamp, and quickly press 3 times one of the digital keys of the RC continuously within 3 seconds (if the lamp has already been paired with button1, you need to press other buttons than button1), you will see the LED light flashes 6 times, indicating that the LED lamp has been cleared successfully, and the clearing of other buttons are same.

3.Group Lamps and a single lamp control functions

- A single lamp control: If the lamp has been paired with button2, press button2 to Switch on and off the lamp;
Groups controlled: Use button ON and OFF to control the whole group LED lamps.

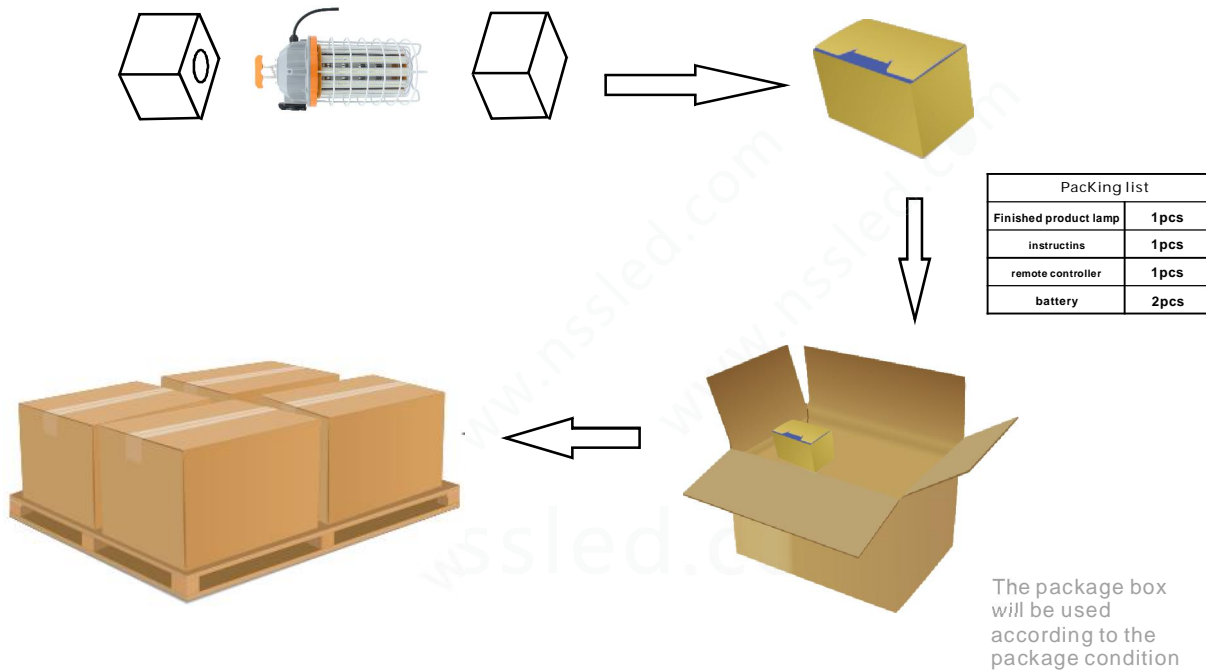
Product datasheet

Dimensions & weight



Logistical Data

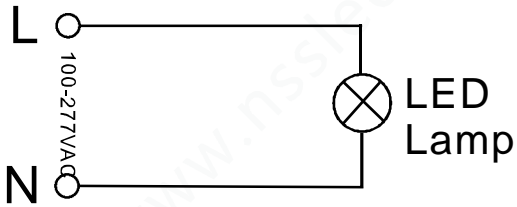
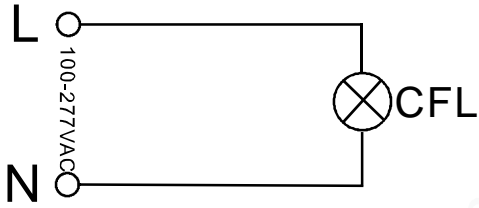
Package



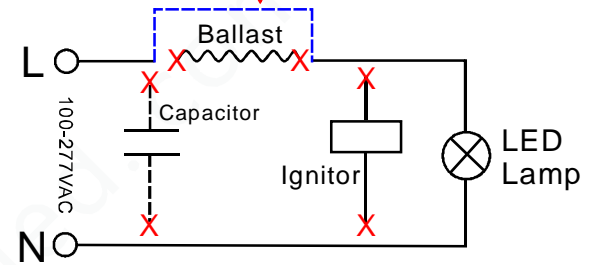
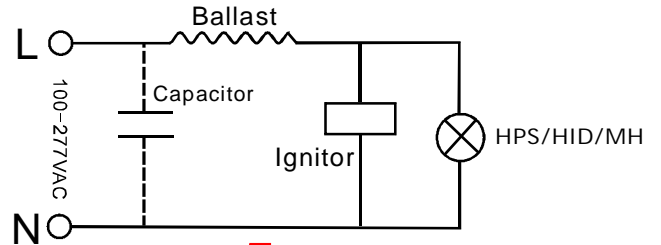
Packaging unit (Pieces/Unit)	Dimensions	Gross weight	Volume
Small box 1	42.5*21.5*22cm	2.6Kg	0.02m ³
Outer Carton 4	44*44.5*46cm	12.5Kg	0.09m ³

Installation

Replace CFL

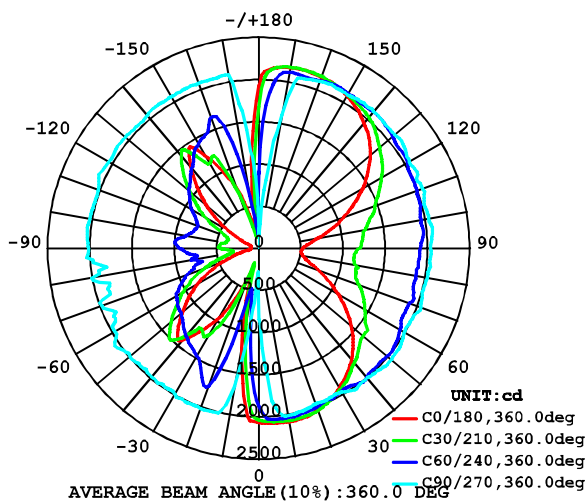


Replace HPS/HID/MH

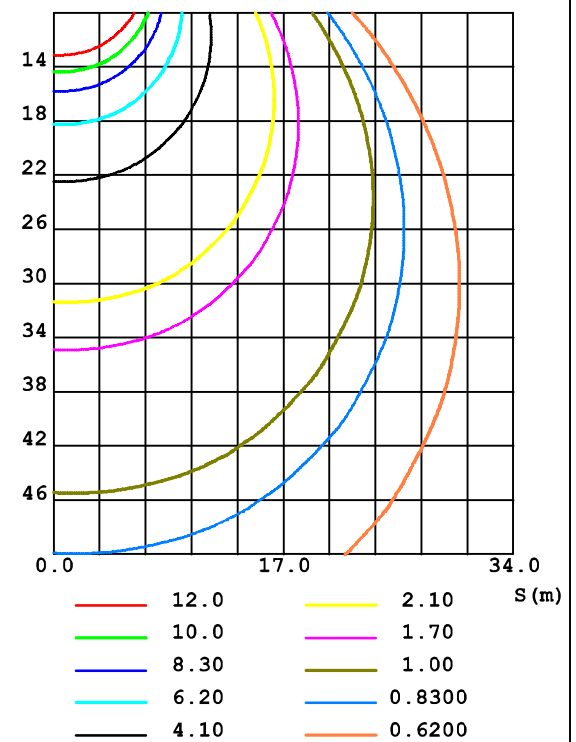


Light Distribution diagram

LUMINOUS INTENSITY DISTRIBUTION DIAGRAM

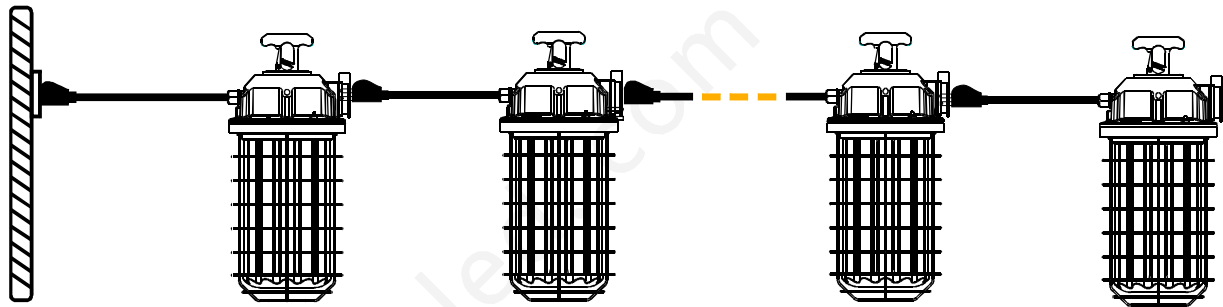


C0 PLANE ISOLUX DIAGRAM (UNIT:lx)



Product datasheet

Attention①



- * The standard length of 150w input plug wire is 5 meters. (can be extended length) upon request.
- * 1 remote control can be used with 6 LED fixtures.
- * In order to avoid confusion, the lamps and remote controls in a single box are paired with the No. 1 button by default before leaving the factory.



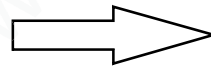
Attention②

Key Benefits of comparison	LED Temporary work light 150W	HPS/HID/MH Lamp 450W
Luminous Flux(Lm)	18750	18000
Efficiency(Lm/W)	125	40
Better Color Appearance Measured in color Rendering index	83	98
Wide Color Availability In CCT(kelvin)	3000-6500	2500
Starting Time, Quick Start (min)	0	0
The life of the lamp(H)	35000	5000



LED Temporary work light 150W

Replacement



HPS/HID/MH Lamp 450W

Additional product data

All technical parameters apply to the entire lamp/Due to the complex production process for light-emitting diodes, the typical values shown for the technical LED parameters are purely statistical values that do not necessarily match the actual technical parameters of each individual product, which can vary from the typical value.

Disclaimer

Subject to change without notice. Errors and omission excepted. Always make sure to use the most recent release.