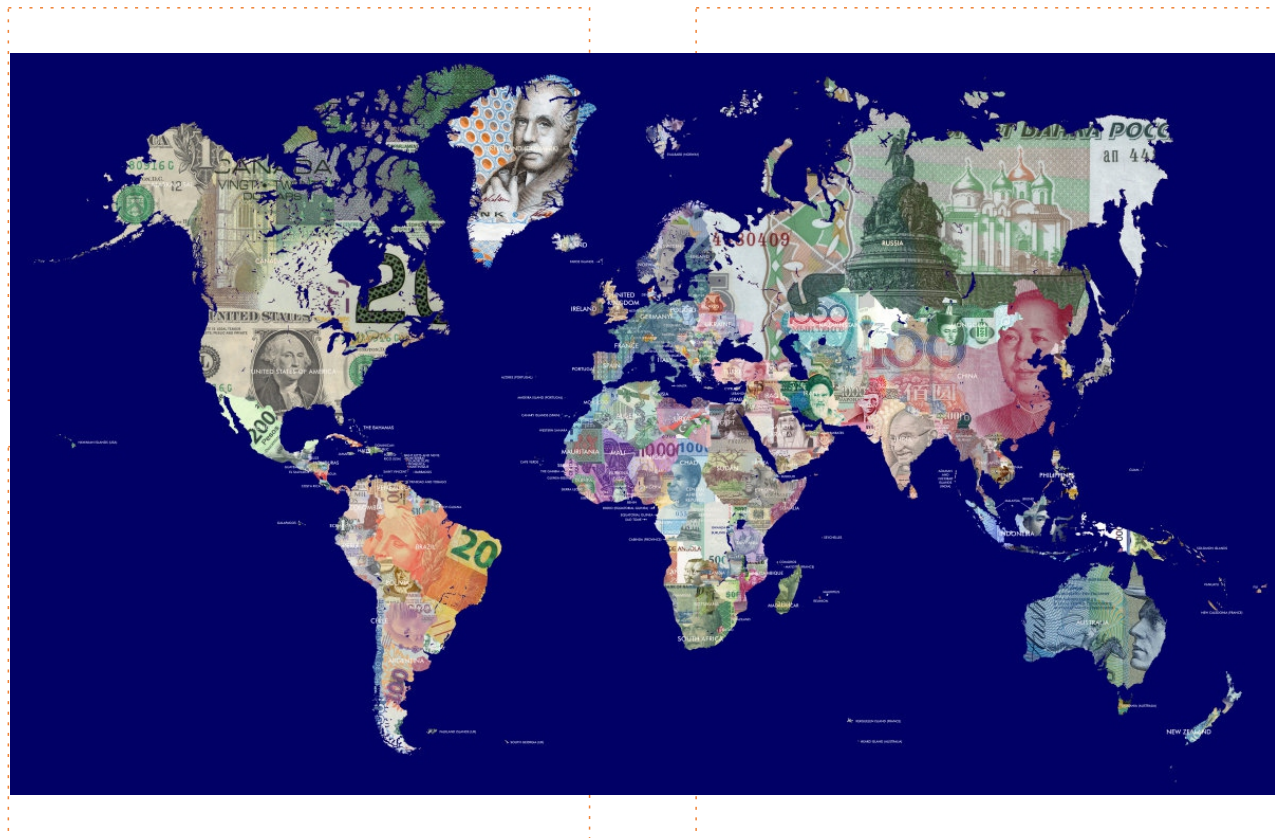




NEW SUNSHINE LIGHTING INC

Distributor



[www. nssled. com](http://www.nssled.com)



[www. nssled. com](http://www.nssled.com)

CONTENTS

01	●	30W-100W LED Fishing Light
03	●	200W-300W LED Fishing Light
05	●	500W LED Fishing Light
07	●	Full Spectrum LED Grow lights
09	●	LED UFO Light Series
11	●	420W LED Corn light
13	●	LED temporary work light
13	●	TWL-420W-01-C
15	●	TWL-60W-01-T
17	●	TWL-80W-150W-01-T
19	●	TWL-80W-150W-01-C
21	●	TWL-150W-02-C / TWL-150W-02-C
23	●	LED 180° Retrofit kit
23	●	NS-30W-60W-01-C
25	●	NS-80W-150W-01-C
27	●	LED Garden Light Series
27	●	NS-30W-60W-01C-U / NS-30W-60W-01C-D
29	●	NS-GLA20W-60W
31	●	NS-GLA80W-150W-01C-U
33	●	LED Corn Light Series
33	●	NS-ACL10W-20W-02C
35	●	NS-ACL30W-60W-02C
37	●	NS-ACL80W-150W-02C
39	●	NS-ACL20W-30W-01
41	●	NS-WLC30W-60W-01
43	●	NS-WLC-80W-250W-01

LED Fishing Light



NS 30-100W LED Fishing Light



1. It adopts 6063 pure aluminum and through-hole waterproof design to accelerate heat dissipation.
2. Low energy consumption, high efficiency LED green light, economical and applicable.
3. Equipped with PUR tensile and waterproof cable.
4. Voltages can be DC12V.
5. Strong corrosion resistance, double waterproof, depth up to 100 meters.

Applications


- ◎ Production Predictability
- ◎ Increased Yields
- ◎ Reduced Operational Costs
- ◎ Early Marketing
- ◎ Improved Plant Quality



Model	Power	Base	Lumens	Dim.(E39)	N.W	CTN size	CTN quantity	CTN weight
LFL-03BA012-01	30W	NO	2550LM	38x155mm 1.5x6.1in	500 g 1.1 lb	455*400*405 mm	28pcs	17kg
LFL-05BA012-01	50W	NO	4250LM	57x175mm 2.25x6.9in	1000 g 2.2 lb	465*435*300 mm	12pcs	14kg
LFL-1BA012-01	100W	NO	8500LM	70x175mm 2.7x6.9in	1300 g 2.86 lb	515*490*300 mm	10pcs	15kg

LED Fishing Light

Size chart & Light Distribution

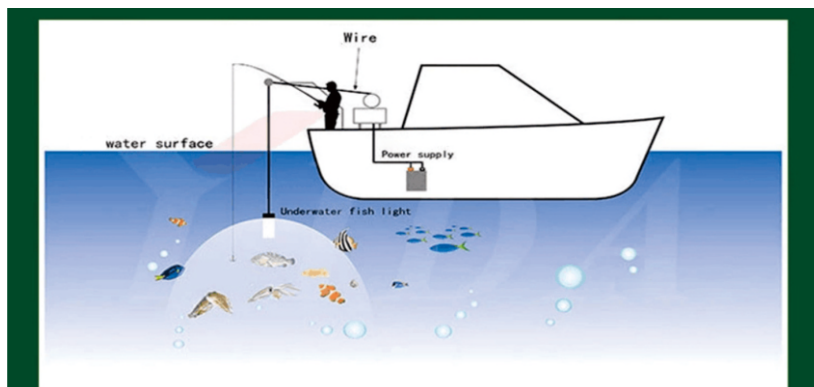


Warning:

1. Please use qualified DC power supply
2. The fishing light can only be used underwater, and cannot be lit in the air.
3. Waterproof Product. Handle with care, and do not damage the waterproof sealing ring. Do not use the product if it gets water.

How to use:

1. Place the fishing light in a suitable position underwater, and connect the 12V DC power supply to light it up.
2. Set up the fishing hook and fishing net area, then the green light will attract the fish coming into the set area.
3. Wait for a period of time, you can efficiently capture the fish.



LED Fishing Light

NS 200W-300W LED Fishing Light



1. It adopts 6063 pure aluminum and through-hole waterproof design to accelerate heat dissipation.
2. Low energy consumption, high efficiency LED green light, economical and applicable.
3. Equipped with PUR tensile and waterproof cable.
4. Voltages can be DC12V.
5. Strong corrosion resistance, double waterproof, depth up to 100 meters.

Applications

- Production Predictability
- Increased Yields
- Reduced Operational Costs
- Early Marketing
- Improved Plant Quality

The maximum diving depth is 100 meters



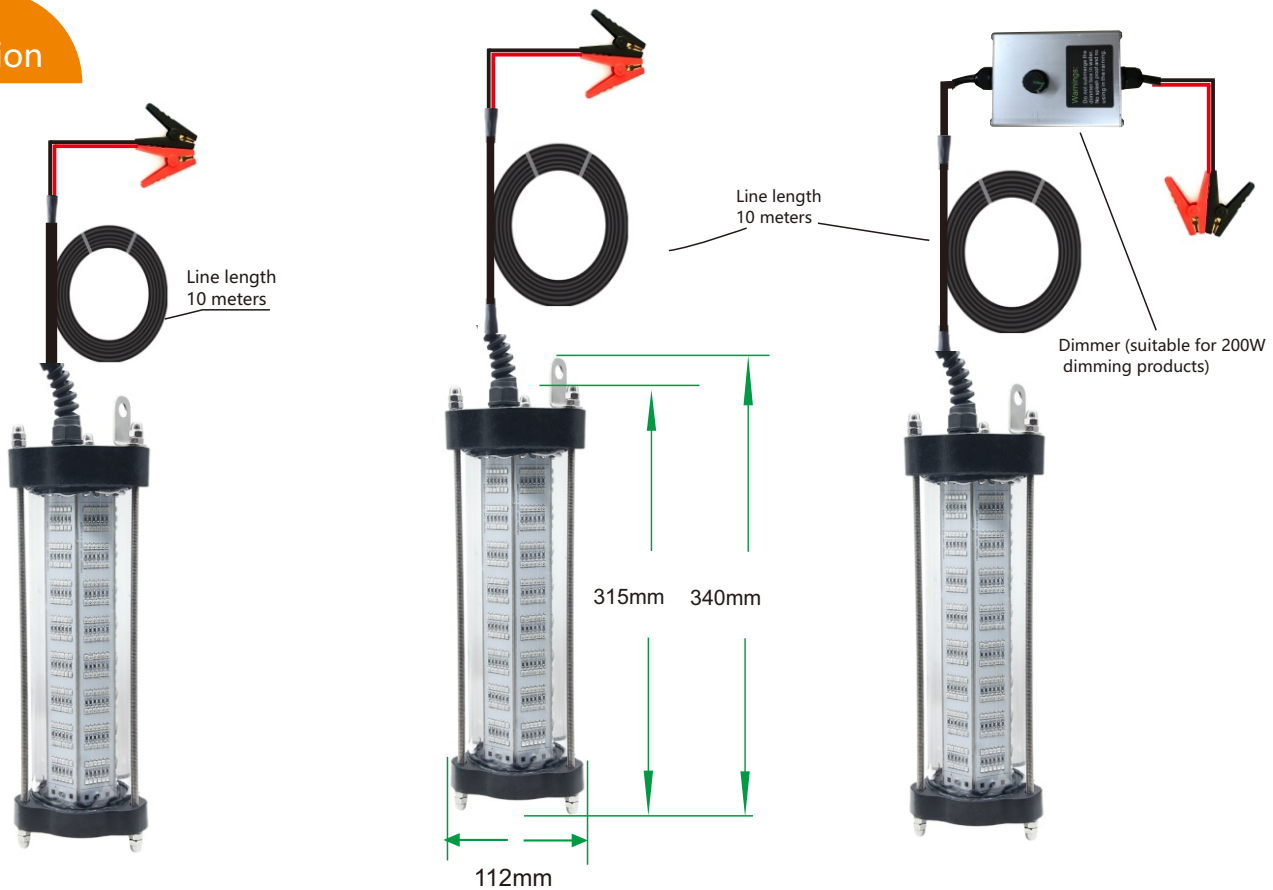
- Attract fish efficiently
- Extremely durable design
- Easy to use and strong waterproof



Model	Power	Base	Lumens	Dim	N.W	CTN size	CTN quantity	CTN weight
LFL-2BA012-01	200W	Pothead	17000LM	φ112*340 mm φ4.4*13.4 in	2.6 Kg 6.2 lb	515*410*435 mm	13pcs	4kg
LFL-3BA012-01	300W	Pothead	25500LM	φ112*340 mm φ4.4*13.4 in	2.6 Kg 6.2 lb	515*410*435 mm	13pcs	4kg

LED Fishing Light

Size chart & Light Distribution

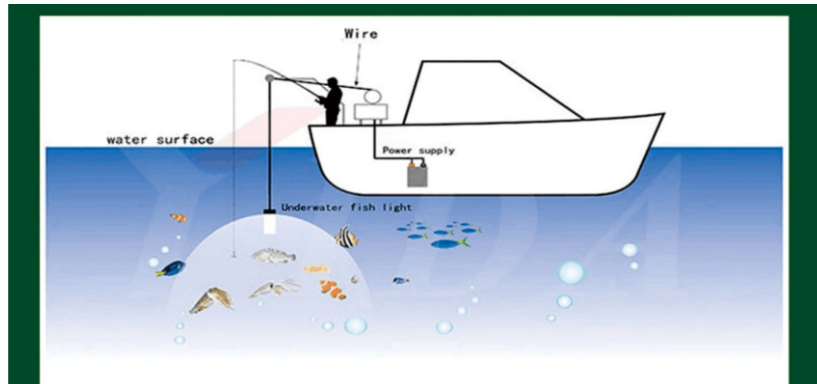


Warning:

1. Please use qualified DC power supply
2. The fishing light can only be used underwater, and cannot be lit in the air.
3. Waterproof Product. Handle with care, and do not damage the waterproof sealing ring. Do not use the product if it gets water.

How to use:

1. Place the fishing light in a suitable position underwater, and connect the 12V DC power supply to light it up.
2. Set up the fishing hook and fishing net area, then the green light will attract the fish coming into the set area.
3. Wait for a period of time, you can efficiently capture the fish.




LED Fishing Light


500W



High density pure aluminum, good hardness, surface treatment, corrosion resistance and rust resistance.



PMMA high transparency, anti - rain, anti - moisture, anti - fire, beautiful



Intelligent constant current IC, safer and more stable

Features Description

- ◆ 1. Adopts the latest design of short circuit and redundant protection IC linear scheme.
- ◆ 2. Low energy consumption, high efficiency LED green light, economical and applicable.
- ◆ 3. Equipped with PUR tensile and waterproof cable.
- ◆ 4. Voltages can be 110V and 220V .
- ◆ 5. Strong corrosion resistance, double waterproof, depth up to 100 meters.

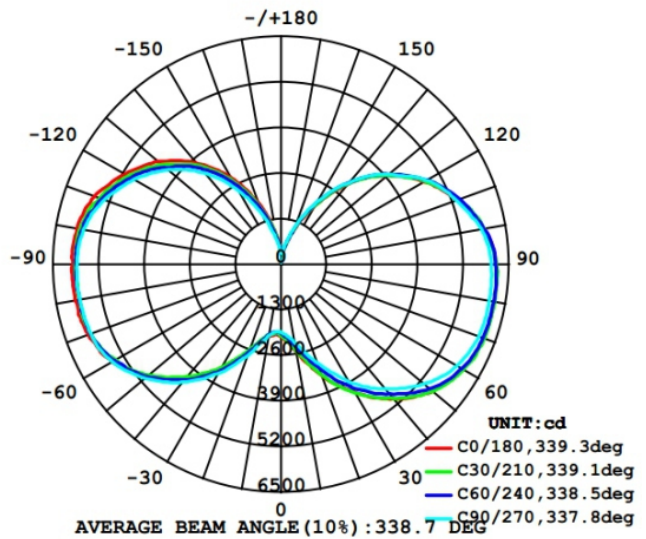
Applications



Model	Power	Base	Lumens	Dim	N.W	CTN size	CTN quantity	CTN weight
LFL-2BA12-01	500W	Pothook	35000LM	φ310*160 mm φ12.2*6.3 in	7.45 Kg 16.4 lb	360*230*290 mm	1pcs	8kg

LED Fishing Light

Size chart & Light Distribution

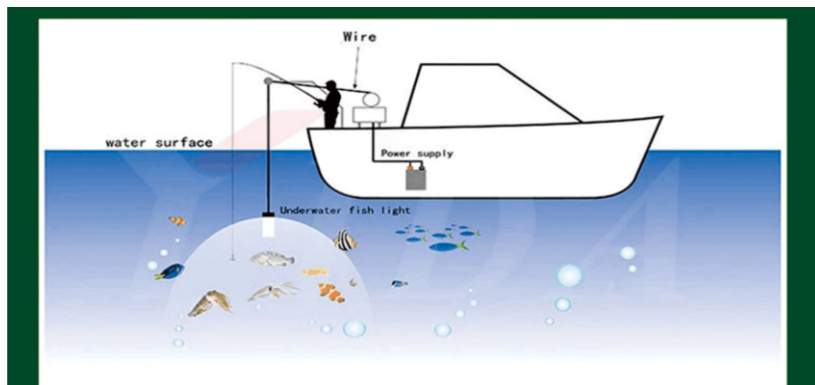


Warning:

1. Please use qualified AC power supply
2. The fishing light can only be used underwater, and cannot be lit in the air.
3. Waterproof Product. Handle with care, and do not damage the waterproof sealing ring. Do not use the product if it gets water.

How to use:

1. Place the fishing light in a suitable position underwater, and connect the 100-120V AC power supply to light it up.
2. Set up the fishing hook and fishing net area, then the green light will attract the fish coming into the set area.
3. Wait for a period of time, you can efficiently capture the fish.



Full Spectrum LED Grow lights



Features Description

1. Integrated die-casting, the surface is anodized corrosion resistance, pressure resistance and crack resistance.
2. Uses raised blades, excellent heat dissipation to enhance the overall sealing of the lamp.
3. Light Spectrum is efficiently absorbed by plants.
4. Save money on maintenance and electricity.
5. Long lasting – 50,000 hour expected LED life.
6. Cool running so light can be mounted close to plants.
7. Use SMD3030 chip, high color rendering index to restore the real color of the object, low light attenuation.
8. Widely used in gardening, fruit and vegetable greenhouses, plant landscape and other fields.



Reduced Operational Costs



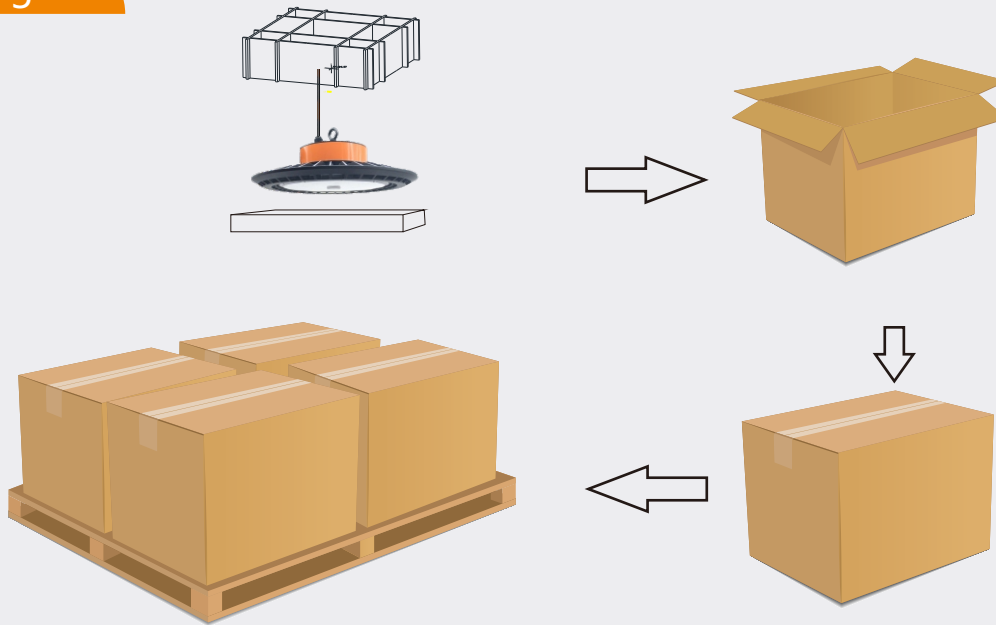
Applications

- ⦿ Production Predictability
- ⦿ Increased Yields
- ⦿ Reduced Operational Costs
- ⦿ Early Marketing
- ⦿ Improved Plant Quality

Model	Power	Lumens	Dim.(E39)	N.W	CTN size	CTN quantity	CTN weight
NSUFO-GLC250W-S	250W	28000LM	φ395*155 mm φ15.55x6.1 in	3.3 Kg 7.31 lb	440*440*190 mm 17.3*17.3*7.5 in	1pcs	4.3kg

Full Spectrum LED Grow lights

Package



Size chart & Light Distribution



PROMOTE GROWTH in horticulture applications



Height (m)	Luminance (lx)	Diameter (m)
2m	2740lx	6m
4m	680lx	12m
6m	305lx	18m
8m	170lx	24m
10m	110lx	30m

LED UFO Light Series

Features Description

1. The casting type adopts integrated die-casting molding. surface is anodized, corrosion-resistant, pressure-resistant and crack-resistant.
2. The casting type uses raised blades, superior heat dissipation performance to enhance the overall sealing of the lamp.
3. The large fixture of the casting type produces sufficient brightness.
4. Outdoor IP65 rating.
5. Using SMD3030 chips, High color rendering index to restore the real color of the object, low light attenuation.
6. Firm and durable, easy installation and transportation.
7. Widely used in the factories, warehouses, stadiums, exhibition centers and other areas.



**Suitable for
basketball courts**

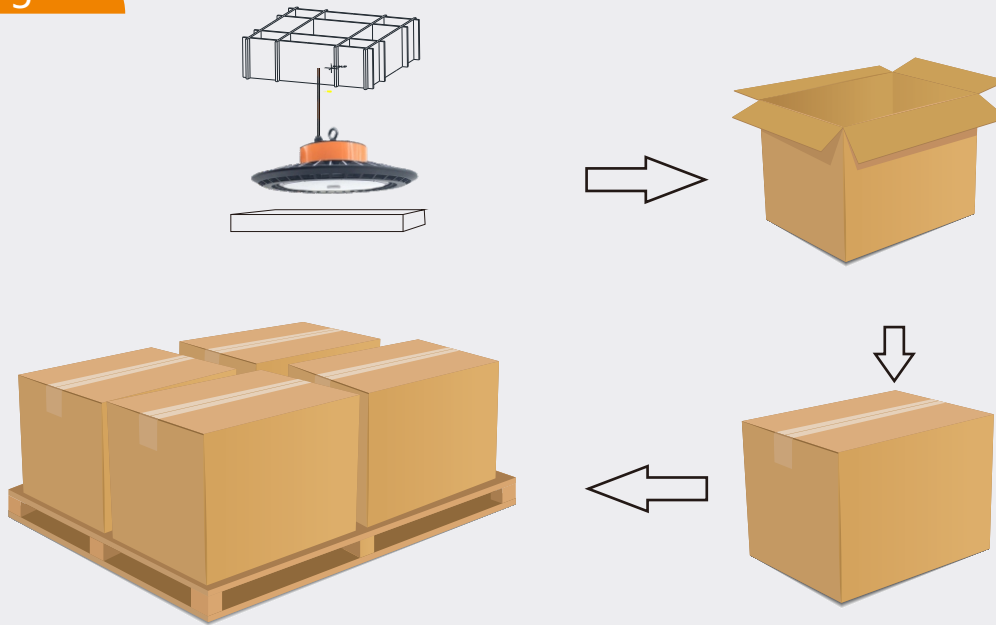
Applications

- ⦿ Factory workshop
- ⦿ Warehouse
- ⦿ Showroom
- ⦿ Indoor court

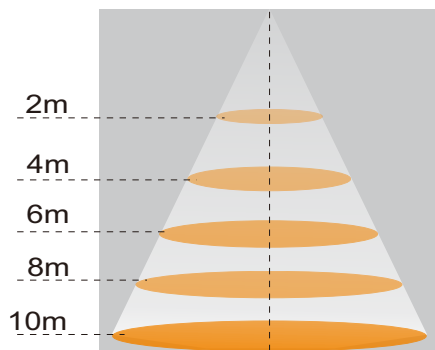
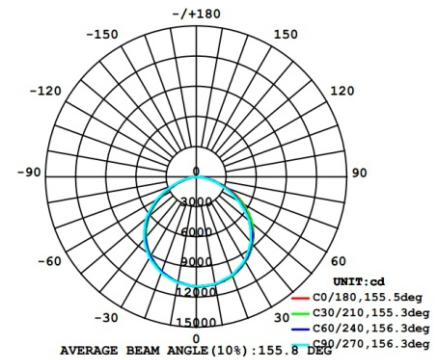
Model	Power	Lumens	Dim.(E39)	N.W	CTN size	CTN quantity	CTN weight
NSUFO-UFO180W-E	180W	20000LM	φ347*225 mm φ13.7x8.85 in	2 Kg 4.4 lb	440*440*280 mm 15.6*15.6*7.5 in	1pcs	3kg
NSUFO-UFO180W-S	180W	20000LM	φ347*165 mm φ13.7x6.5 in	2.15 Kg 4.7 lb	395*395*190 mm 15.6*15.6*7.5 in	1pcs	3.15kg
NSUFO-UFO250W-S	250W	28000LM	φ395*155 mm φ15.55x6.1 in	3.3 Kg 7.31 lb	445*445*195 mm 17.5*17.5*7.7 in	1pcs	4.3kg

LED UFO Light Series

Package



Size chart & Light Distribution



NSUFO-C250W-S		
Height (m)	Luminance (lx)	Diameter (m)
2m	2740lx	6m
4m	680lx	12m
6m	305lx	18m
8m	170lx	24m
10m	110lx	30m

LED Corn Light Series



High Watt LED Lighting

420W 70000LM



Features Description

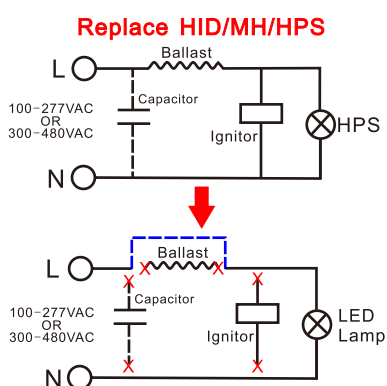
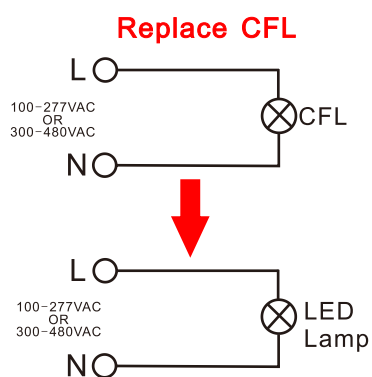
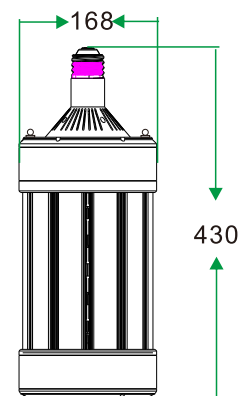
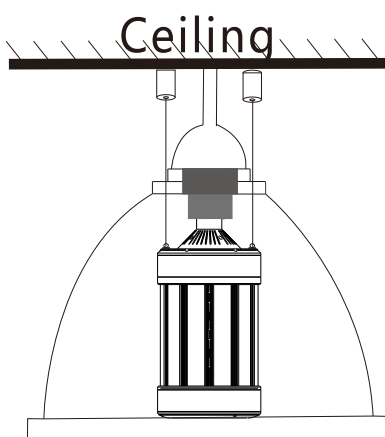
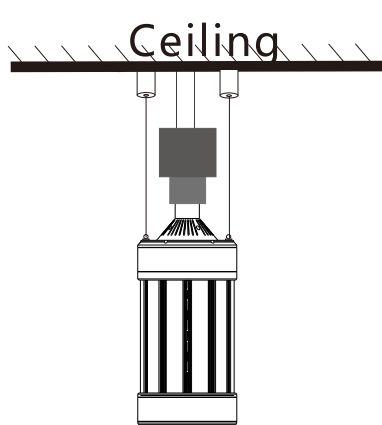

1. 360-degree beam angle, using aluminum profile riveting and stamping aluminum combination to speed up heat dissipation;
2. Sturdy and durable plastic component structure, embedded copper column nut fixed hook, with lanyard kit, Improve the safety when using lamps;
3. Isolated constant current power supply, 6000V surge protection circuit to avoid the product being damaged by surge current;
4. Use two sets of high performance fans to ensure the rated life of the lamp;
5. Long life span, more than 50,000 hours, reducing the times of replacements, saving time, money and energy;
6. Under the Same output luminous flux circumstances, save 60% -65% of electrical energy and reduce energy costs than HID;
7. Working ambient temperature rating is -25°C to 50°C;
8. Suitable for indoor open and closed fixtures; easy to install, a good replacement for traditional HID, MH and HPS.

Applications

- ⊙ High bay
- ⊙ Jobsite

Model	Input Voltage	Power	Lumens (LM)	Lamp Size	Weight
NS-ACL420W-02C	AC100-277V 50/60Hz	420W	70000LM	φ168*430 mm φ6,6*17 in	3.3kg
NS-ACL420W-02CH	AC300-480V 50/60Hz	420W	70000LM		

LED Corn Light Series



Packing list	
Finished product lamp	1pcs
instructions	1pcs
lifting hook	2pcs
lifting rope	2pcs

Installation Notes



- ! This LED is not intended for using with emergency exit fixtures or emergency lights, do not use with dimmers.
- ! Never repair the lamp by yourself, it should be repaired by professional person or maintenance center, otherwise it risks the chance of damage.
- ! Protect the lamp from dust and dirt, clean with soft cloth only, do not use chemical cleaners.
- ! Use only on 100-277VAC or 300-480VAC, 50-60Hz circuits, do not use with HID ballast.
- ! Power supply must be turned off before installing or servicing.

Warranty description

The following circumstances are not under warranty:

- ◆ Instructions or invoice can not be provided.
- ◆ Accidental or misuse causing damage.
- ◆ Modification or repairs without our company's permission.
- ◆ Expiry of the warranty period, it can be used after reparation.

Temporary work Light Series



Features Description

- ◆ 1.360-degree beam angle, using aluminum profile riveting and stamping aluminum combination to speed up heat dissipation;
- ◆ 2.Sturdy and durable plastic and hardware component structure, handle design, Lightweight and convenient, Improve the safety when using lamps;
- ◆ 3. constant current power supply, 6000V surge protection circuit to avoid the product being damaged by surge current;
- ◆ 4.Use two sets of high performance fans to ensure the rated life of the lamp;
- ◆ 5.Long life span, more than 50,000 hours, reducing the times of replacements, saving time, money and energy;
- ◆ 6.Under the Same output luminous flux circumstances, save 60% -65% of electrical energy and reduce energy costs than HID;
- ◆ 7.Working ambient temperature rating is -25℃ to 50℃;
- ◆ 8. Suitable for indoor open and closed fixtures; easy to install, a good replacement for traditional HID, MH and HPS.

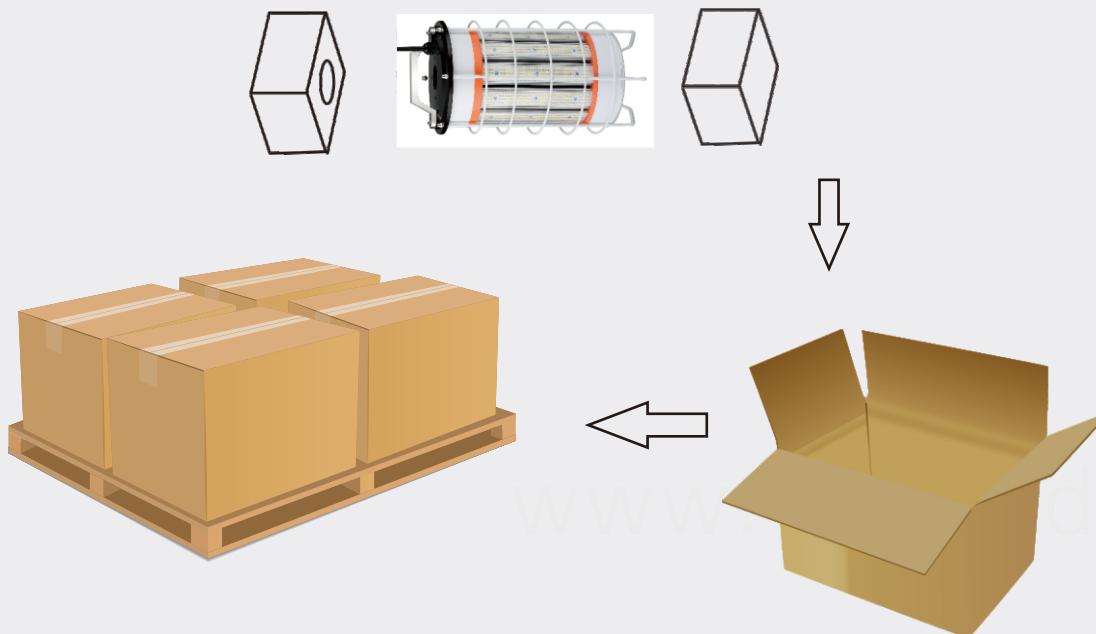
Applications



Model	Power	Base	Lumens	Dim	N.W	CTN size	CTN quantity	CTN weight
NS-TWL420W-01-C	420W	Pothook	70000LM	φ192*390 mm φ7.6*15.4 in	4.3 Kg 9.46 lb	443*248*248 mm	1pcs	5kg
NS-TWL100W-01-CH	420W	Pothook	70000LM	φ192*390 mm φ7.6*15.4 in	4.3 Kg 9.46 lb	443*248*248 mm	1pcs	5kg

Temporary work Light Series

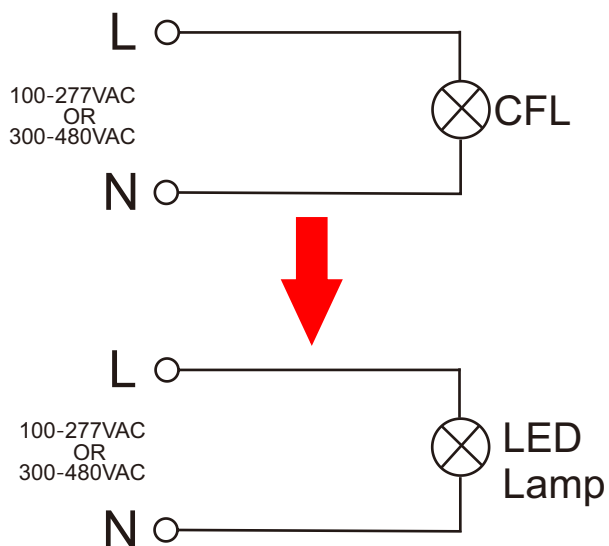
Package



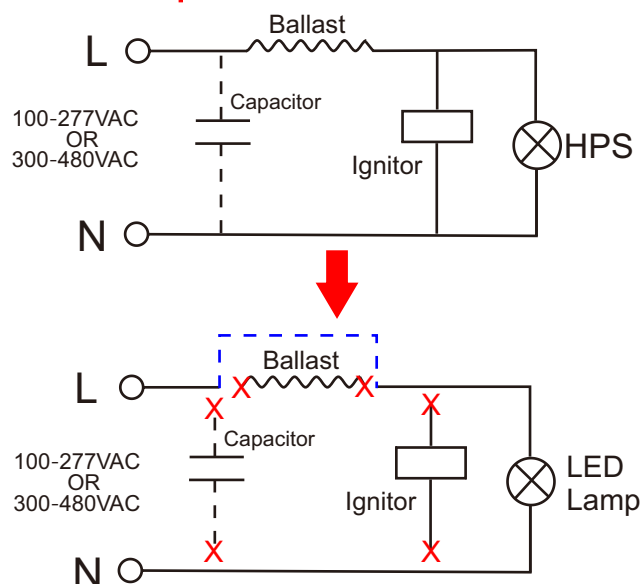
Packaging unit (Pieces/Unit)	Dimensions	Gross weight	Volume
Outer Carton 1	44.3*24.8*24.8cm	5Kg	0.027m ³

Installation

Replace CFL



Replace HID/MH/HPS



Temporary work Light Series



Connectable Up to 6 Units



Features Description

1. 360-degree luminescence, adopt efficient ADC12 die-cast aluminum plus surface treatment to accelerate heat dissipation.
2. Wide pressure isolating constant current power supply, Adopt 2.4G remote control, 360-degree omni-directional operation, remote control distance.
3. Portable hooks are convenient, flexible and easy to operate.
4. Provide socket connector, which can connect 6 lamps in series at the same time.
5. Suitable for outdoor wet or humid places. IP65 waterproof rating.
6. The luminaire can be controlled by the remote control. One remote control can match 6 illuminators at the same time, and the remote control distance is up to 30 meters.



Parameter

Power: 80W~100W available
Voltage: AC100-277V
Base Type: Pothook
IP rate: **IP 65**
CRI > 80

Applications

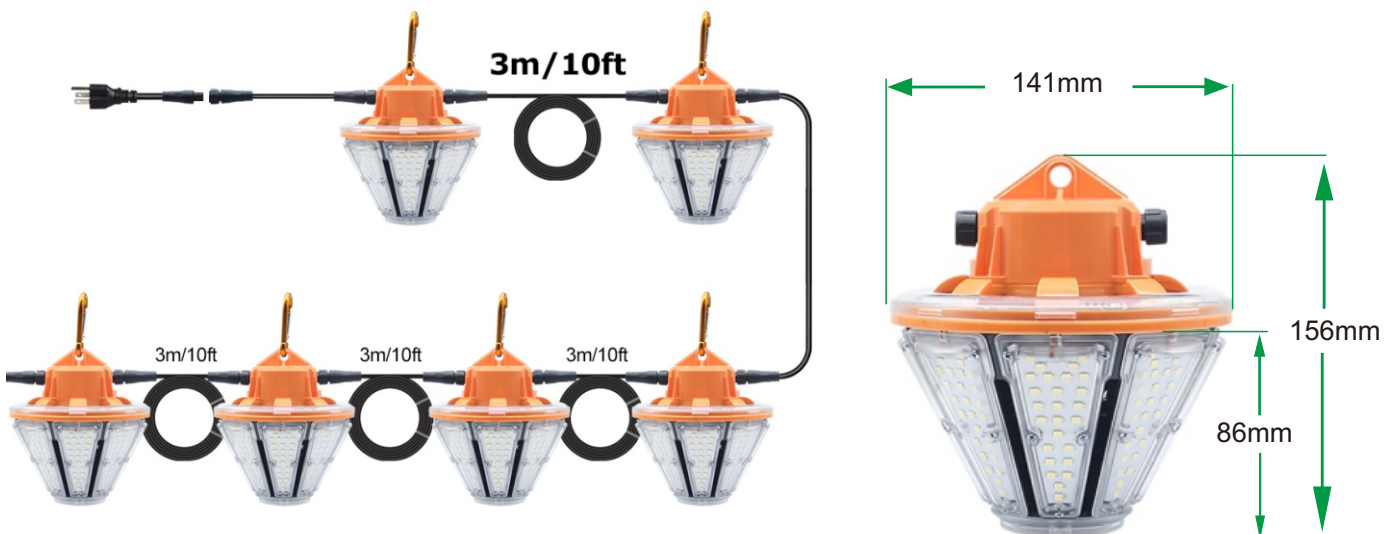
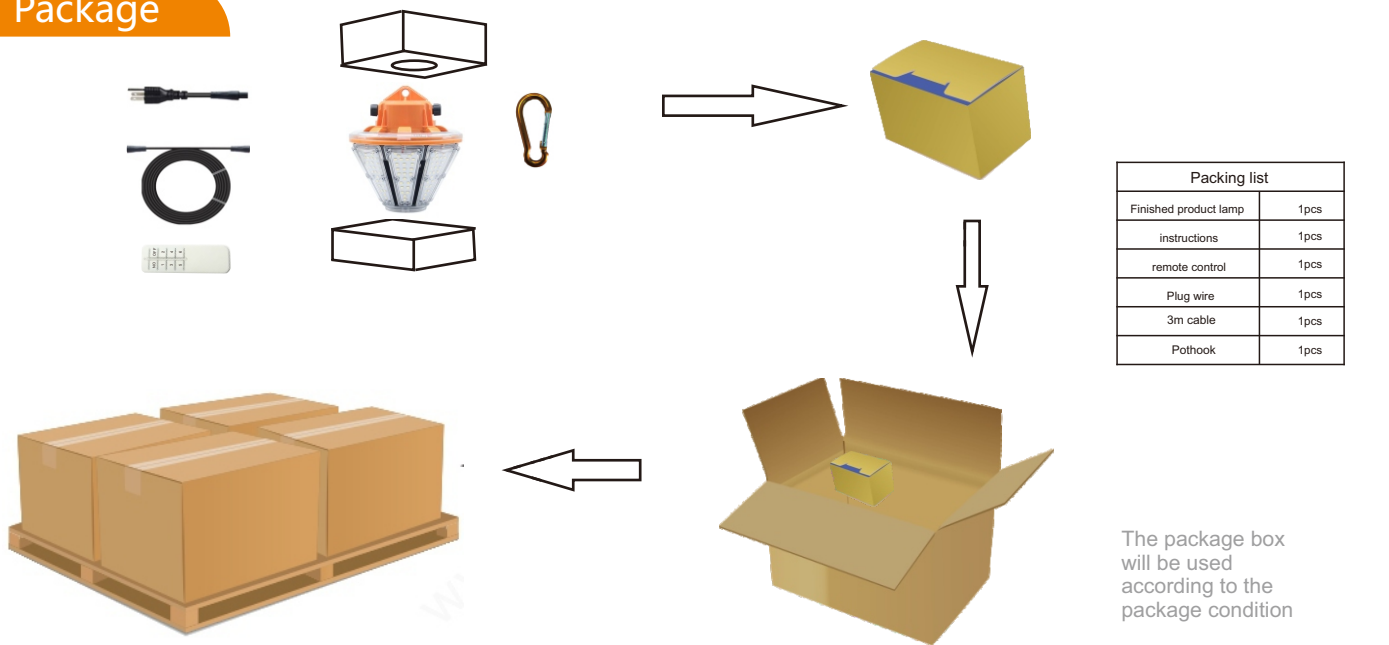
- ⊙ High bay
- ⊙ Jobsite

Model	Power	Base	Lumens	Dim	N.W	CTN size	CTN quantity	CTN weight	 
NS-TWL60W-01-T	60W	Pothook	8400LM	φ141*156 mm φ5.5*6.1 in	1.1Kg	φ525*455*470 mm φ20.67*17.91*18.50 in	12 pcs	15.5Kg	Y Y

Temporary work Light Series

Model	Packaging unit (Pieces/Unit)	Dimensions	Gross weight	Volume
NS-TWL60W-01-T	Small box 1	22*17*22cm	1.2Kg	0.008m ³
	Outer Carton 12	52.5*45.5*47cm	15.5Kg	0.11m ³

Package



Temporary work Light Series

IP65



Features

80W-100W No fan Design, die-casting aluminum heat sinker to speed up heat dissipation.

Isolated constant current power supply. 6000V Surge Protection, Lamp can bear sudden high voltage.

-11.5ft power cord (80w & 100w) ,17ft power cord (120w / 150w)

Offer connector to make lamp connect in series like string lights, it can connect with 8~10 pcs lamps in the meanwhile.

This can be used as high bay, Spotlight.
Stainless steel guard for impact protection.
Can work in outdoor rainy day, wet location.

Stainless hooks,easy to hang up.

Parameter

Power:80w~100w available

Voltage:AC100-277V

Base Type:Pothead


IP rate:IP 65

CRI>80

Applications

⊙ High bay

⊙ Jobsite

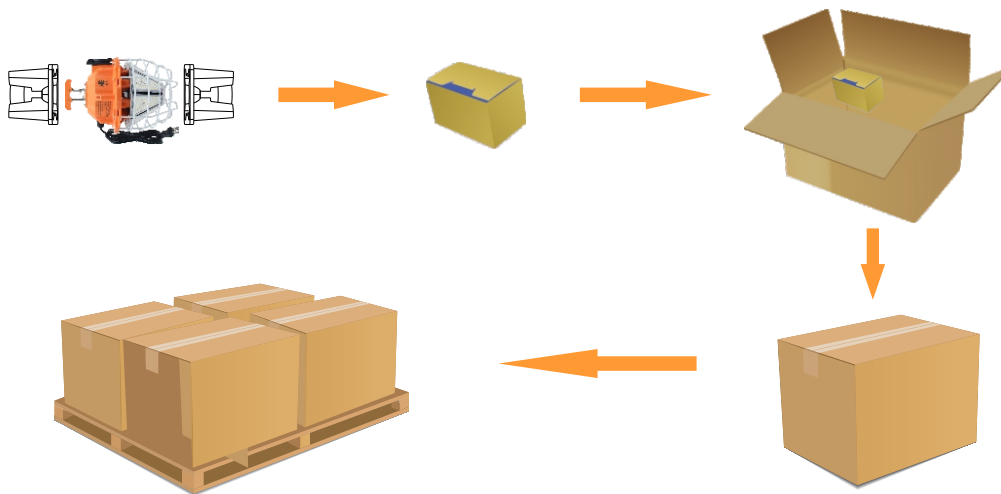


Model	Power	Base	Lumens	Dim	N.W	CTN size	CTN quantity	CTN weight	ETL	DLC
NS-TWL80W-01-T	80W	Pothead	10000LM	φ195*273 mm φ7.68*10.75 in	2.4 Kg 5.29 lb	325*495*510 mm 12.80*19.49*20.08 in	4pcs	12.5kg	Y	Y
NS-TWL100W-01-T	100W	Pothead	12500LM	φ195*273 mm φ7.68*10.75 in	2.4 Kg 5.29 lb	325*495*510 mm 12.80*19.49*20.08 in	4pcs	12.5kg	Y	Y
NS-TWL120W-01-T	120W	Pothead	15000LM	φ195*273 mm φ7.68*10.75 in	2.4 Kg 5.29 lb	325*495*510 mm 12.80*19.49*20.08 in	4pcs	12.5kg	Y	Y
NS-TWL150W-01-T	150W	Pothead	18750LM	φ195*273 mm φ7.68*10.75 in	2.4 Kg 5.29 lb	325*495*510 mm 12.80*19.49*20.08 in	4pcs	12.5kg	Y	Y

Temporary work Light Series

Packaging unit (Pieces/Unit)	Dimensions	Gross weight
Small box 1	12.20*9.45*9.65in	2.4Kg
Outer Carton 4	12.80*19.49*20.08in	12.5Kg

Package




The package box will be used according to the package condition



80W
100W
120W
150W

=

250W
300W
360W
450W



Material

Temporary work Light Series

Ip64



Features

No fan Design, die-casting aluminum heat sinker to speed up heat dissipation.


Isolated constant current power supply. 6000V Surge Protection, Lamp can bear sudden high voltage.

-11.5ft power cord (80w & 100w) , 17ft power cord (120w / 150w)

Offer connector to make lamp connect in series like string lights, it can connect with 8~10 pcs lamps in the meanwhile.

This can be used as high bay, Spotlight.
Stainless steel guard for impact protection.
Can work in outdoor damp or wet location.

Stainless hooks, easy to hang up.



Parameter

Power: 80w~150w available

Voltage: AC100-277V



Base Type: Pothook

IP rate: IP 64

CRI > 80

Applications

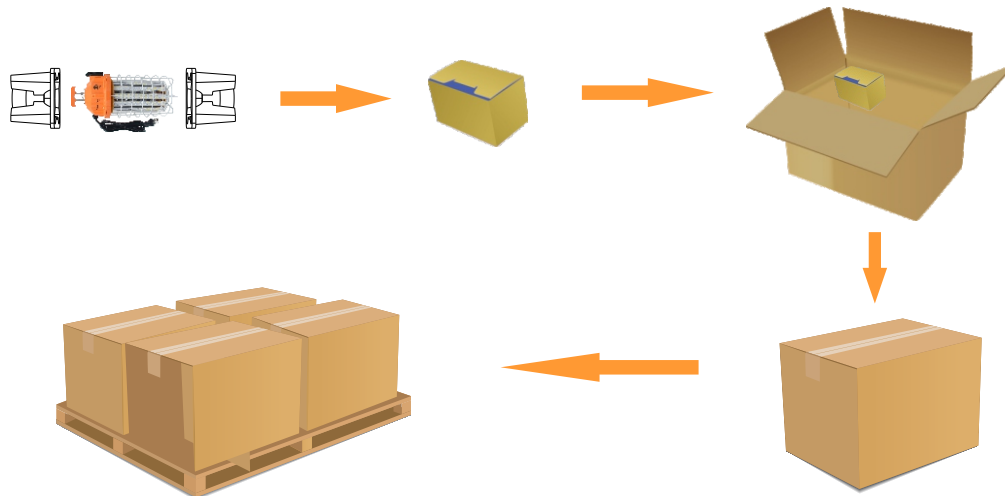
- ⊙ High bay
- ⊙ Jobsite

Model	Power	Base	Lumens	Dim	N.W	CTN size	CTN quantity	CTN weight		
NS-TWL80W-01-C	80W	Pothook	10000LM	φ170*332 mm φ6.70*13.07 in	2.2 Kg 4.85 lb	385*445*460 mm 15.16*17.52*18.11 in	4pcs	12kg	Y	N
NS-TWL100W-01-C	100W	Pothook	12500LM	φ170*332 mm φ6.70*13.07 in	2.2 Kg 4.85 lb	385*445*460 mm 15.16*17.52*18.11 in	4pcs	12kg	Y	N
NS-TWL120W-01-C	120W	Pothook	15000LM	φ170*390 mm φ6.70*15.35 in	2.4 Kg 5.29 lb	440*445*460 mm 17.32*17.52*18.11 in	4pcs	12.5kg	Y	Y
NS-TWL150W-01-C	150W	Pothook	18750LM	φ170*390 mm φ6.70*15.35 in	2.4 Kg 5.29 lb	440*445*460 mm 17.32*17.52*18.11 in	4pcs	12.5kg	Y	Y

Temporary work Light Series

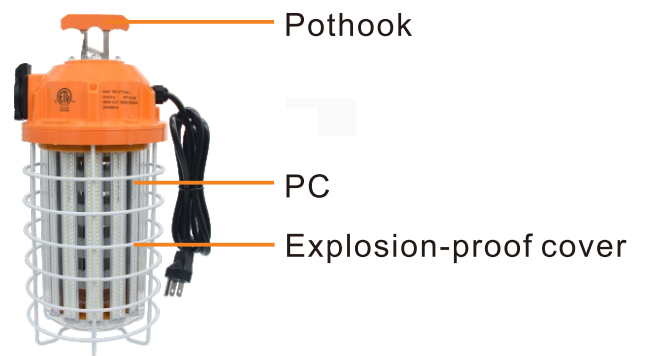
Model	Packaging unit (Pieces/Unit)	Dimensions	Gross weight
NS-TWL80W-01-C	Small box 1	37*21.5*22cm	2.2Kg
NS-TWL100W-01-C	Outer Carton 4	38.5*44.5*46cm	12Kg
NS-TWL120W-01-C	Small box 1	42.5*21.5*22cm	2.4Kg
NS-TWL150W-01-C	Outer Carton 4	44*44.5*46cm	12.5Kg

Package



The package box will be used according to the package condition

		
LED Corn lamp		HPS/HID/MH
80W	=	250W
100W	=	300W
120W	=	360W
150W	=	450W



Material

Temporary work Light Series

Waterproof



Features

T style: 360-degree luminescence, adopt efficient ADC12 die-cast aluminum plus surface treatment to accelerate heat dissipation.

*C style: 360 degree luminescence, **no fan design**. high conduction and portable stamping aluminum to accelerate heat dissipation.*

Wide pressure isolating constant current power supply, anti-surge protection of 6000V. The lamp can withstand sudden high voltage.

*Provide socket connector, which **can connect 8 lamps** in series at the same time.*

It can be used as HIGH BAY with spotlights and stainless steel protective cover.

Suitable for outdoor wet or humid places. IP64 waterproof rating.

Stainless steel hooks are more convenient to use.

*The luminaire can be controlled by the remote control. One remote control can match 8 illuminators at the same time, and the remote control distance is up to **30 meters**.*

Parameter

Power: 80w~150w available

Voltage: AC100-277V

Base Type: Pothook

IP rate: IP 64

CRI>80

Applications


- ⊙ High bay
- ⊙ Jobsite

Model	Power	Base	Lumens	Dim	N.W	CTN size	CTN quantity	CTN weight
NS-TWL150W-02-T	150W	Pothook	18750LM	φ195*273 mm φ7.68*10.75 in	2.4 Kg 4.29 lb	325*495*510 mm 12.80*19.49*20.08 in	4pcs	12.5kg
NS-TWL150W-02-C	150W	Pothook	18750LM	φ170*390 mm φ6.70*15.35 in	2.4 Kg 5.29 lb	440*445*460 mm 17.32*17.52*18.11 in	4pcs	12.5kg

Temporary work Light Series

Model	Packaging unit (Pieces/Unit)	Dimensions	Gross weight
NS-TWL150W-02-T	Small box 1	30.0*24.0*24.5cm	2.4Kg
	Outer Carton 4	32.5*49.5*51.0cm	12.5Kg
NS-TWL150W-01-C	Small box 1	42.5*21.5*22cm	2.4Kg
	Outer Carton 4	44*44.5*46cm	12.5Kg

Remote control: Can control 8 light



150W

=



450W

LED 180° Retrofit kit



Features

30W-60W No fan design.

6063 aluminum heat sinker and air convection design to speed up heat dissipation.
340 degree wide-angle lamp holder.
Unique and novel appearance.
Isolated constant current power supply.
Super high Lumen 140-150Lm/W
100-277VAC, ballast free, easy installation.



Parameter

Power: 30w~150w available
Voltage: AC100-277V
Also 480V: 30W / 60W
Base Type: E26/E27/E39/E40
IP rate: IP 64
CRI > 80



Applications

- ⊙ canopy
- ⊙ parking lot
- ⊙ shoe box fixture
- ⊙ wall pack fixture
- ⊙ floor light
- ⊙ cobra street fixture



Model	Power	Base	Lumens	Dim.(E39)	N.W	CTN size	CTN quantity	CTN weight	 	
NS-ARK30W-01C	30W	E26/E27/E39/E40	4400LM	235x100x69mm 9.25x3.94x2.72in	700 g 1.54 lb	555*425*420 mm 21.85*16.73*16.54 in	24pcs	20kg	Y	Y
NS-ARK40W-01C	40W	E26/E27/E39/E40	5800LM	235x100x69mm 9.25x3.94x2.72in	700 g 1.54 lb	555*425*420 mm 21.85*16.73*16.54 in	24pcs	20kg	Y	N
NS-ARK60W-01C	60W	E26/E27/E39/E40	8800LM	235x100x69mm 9.25x3.94x2.72in	700 g 1.54 lb	555*425*420 mm 21.85*16.73*16.54 in	24pcs	20kg	Y	Y

LED 180° Retrofit kit

30-60W

Size: 9.25*3.94*2.72 Inch



LED 180° Retrofit kit



Features

80W-100W No fan design.

6063 aluminum heat sinker and air convection design to speed up heat dissipation.
340 degree wide-angle lamp holder.
Unique and novel appearance.
Isolated constant current power supply.
Super high Lumen 140-150Lm/W
100-277VAC, ballast free, easy installation.



Parameter

Power: 30w~150w available
Voltage: AC100-277V
Also 480V: 120W / 150W
Base Type: E26/E27/E39/E40
IP rate: IP 64
CRI > 80

Applications

- ☉ canopy
- ☉ parking lot
- ☉ shoe box fixture
- ☉ wall pack fixture
- ☉ floor light
- ☉ cobra street fixture

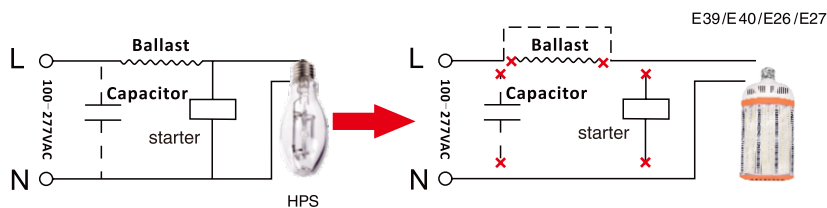
Model	Power	Base	Lumens	Dim.(E39)	N. W	CTN size	CTN quantity	CTN weight	UL	CE
NS-ARK80W-01C	80W	E39/E40	11200LM	293x130x97mm 11.54x5.12x3.82in	1600 g 3.53 lb	515*350*540 mm 20.27*13.78*21.26 in	12pcs	21kg	Y	N
NS-ARK100W-01C	100W	E39/E40	14000LM	293x130x97mm 11.54x5.12x3.82in	1600 g 3.53 lb	515*350*540 mm 20.27*13.78*21.26 in	12pcs	21kg	Y	N
NS-ARK120W-01C	120W	E39/E40	16800LM	293x130x97mm 11.54x5.12x3.82in	1600 g 3.53 lb	515*350*540 mm 20.27*13.78*21.26 in	12pcs	21kg	Y	Y
NS-ARK150W-01C	150W	E39/E40	21000LM	293x130x97mm 11.54x5.12x3.82in	1600 g 3.53 lb	515*350*540 mm 20.27*13.78*21.26 in	12pcs	21kg	Y	Y

LED 180° Retrofit kit

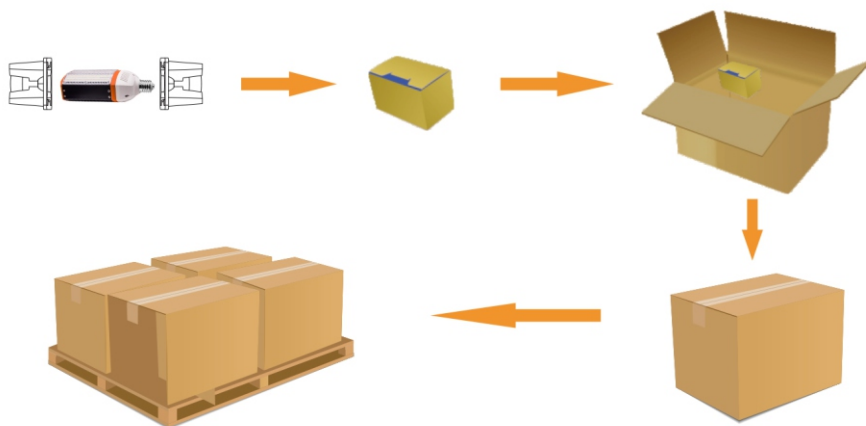
Installation

Note: Please remove or pass by original ballast, capacitor or starter, when replace the HID/HPS/MH.

Replace HPS/MH






Package



School

Parking lot

Retrofit kit



LED Garden light Series



Features

No fan design, die-casting aluminum heat sinker to speed up heat dissipation.
Unique and novel appearance.
Isolated constant current power supply.
Super high Lumen 140-150Lm/W.
100-277VAC, ballast free, easy installation
D Style widely used in post top fixture.
U Style widely used in Canopy fixture.

U Style widely used in Canopy fixture.

Parameter

Power: 30w~60w available
Voltage: AC100-277V
Base Type: E26/E27/E39/E40
IP rate: IP 64
CRI: >80

Applications

- ⊙ Hotel
- ⊙ Bar
- ⊙ Theme restaurant
- ⊙ Ancient architecture
- ⊙ Haunted house decoration
- ⊙ Street light fixture



Applicable cover



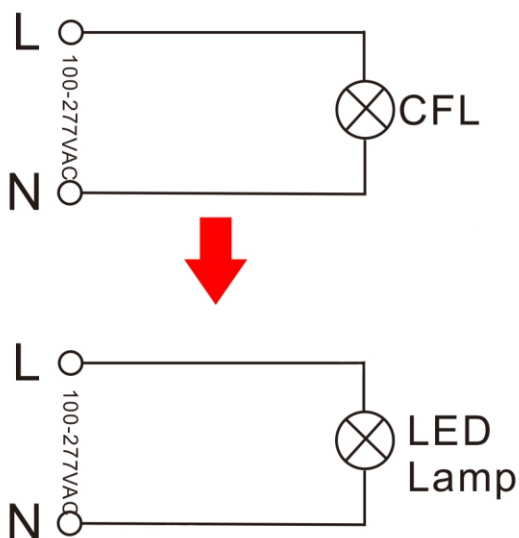
Model	Power	Base	Lumens	Dim.(E39)	N.W	CTN size	CTN quantity	CTN weight	UL	CE
NS-GLA30W-01C-D NS-GLA30W-01C-U	30W	E26/E27/E39/E40	4200LM	φ141*178 mm φ5.55*7 in	0.8 Kg 1.76 lb	525*525*470 mm 20.67*20.67*18.50 in	18pcs	18kg	Y	Y
NS-GLA40W-01C-D NS-GLA40W-01C-U	40W	E26/E27/E39/E40	5600LM	φ141*178 mm φ5.55*7 in	0.8 Kg 1.76 lb	525*525*470 mm 20.67*20.67*18.50 in	18pcs	18kg	Y	Y
NS-GLA50W-01C-D NS-GLA50W-01C-U	50W	E26/E27/E39/E40	7000LM	φ141*178 mm φ5.55*7 in	0.8 Kg 1.76 lb	525*525*470 mm 20.67*20.67*18.50 in	18pcs	18kg	Y	Y
NS-GLA60W-01C-D NS-GLA60W-01C-U	60W	E26/E27/E39/E40	8400LM	φ141*178 mm φ5.55*7 in	0.8 Kg 1.76 lb	525*525*470 mm 20.67*20.67*18.50 in	18pcs	18kg	Y	Y

LED Garden light Series

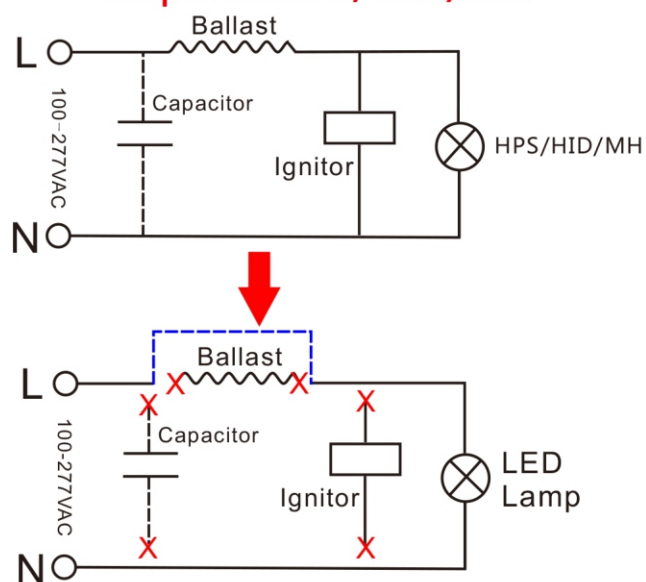
Packaging unit (Pieces/Unit)	Dimensions	Gross weight	Volume
Small box 1	17*17*22cm	0.9Kg	0.006m ³
Outer Carton 18	52.5*52.5*47cm	18Kg	0.13m ³

Installation

Replace CFL



Replace HPS/HID/MH



LED Corn lamp



HPS/HID/MH

30W	100W
40W	135W
50W	175W
60W	200W



PC

PC

Die casting aluminum

Material

LED Garden light Series

NS 20W-60W Garden Light

360 degree beam angle.
Widely replace the CFL/MH/HID/HPS.
Die cast aluminum heat sinker and
active air exchanging cooling system
to speed up heat dissipation.
No RF interference, No IR/UV
radiation, No mercury pollution.

Features

Power: 20W~60W available
Voltage: AC100-277V
Base Type: E26/E27/E39/E40
IP rate: IP 40
CRI > 80

Applications

- Garden lamp
- Parking lot
- Street lamp
- Warehouse lamp



Model	Power	Base	Lumens	Dim.(E26)	N.W	CTN size	CTN quantity	CTN weight	UL	DLC
NS-GLA20W-01	20W	E26/E27/E39/E40	3150~3400LM	127*142 mm 5*5.6 in	485 g 1.07 lb	560*430*390 mm 22.05*16.93*15.35 in	24pcs	17.72kg	Y	Y
NS-GLA30W-01	30W	E26/E27/E39/E40	4800~4946LM	127*142 mm 5*5.6 in	485 g 1.07 lb	560*430*390 mm 22.05*16.93*15.35 in	24pcs	17.72kg	Y	Y
NS-GLA40W-01	40W	E26/E27/E39/E40	6180~6300LM	127*142 mm 5*5.6 in	550 g 1.21 lb	560*430*390 mm 22.05*16.93*15.35 in	24pcs	19.28kg	Y	Y
NS-GLA50W-01	50W	E26/E27/E39/E40	7590~7711LM	127*142 mm 5*5.6 in	550 g 1.21 lb	560*430*390 mm 22.05*16.93*15.35 in	24pcs	19.28kg	Y	Y
NS-GLA60W-01	60W	E26/E27/E39/E40	8940~9150LM	127*142 mm 5*5.6 in	550 g 1.21 lb	560*430*390 mm 22.05*16.93*15.35 in	24pcs	19.28kg	Y	Y

LED Garden light Series



Features

80-100W No fan design
die-casting aluminum heat sinker to speed up heat dissipation.
Unique and novel appearance.
Isolated constant current power supply.
Super high Lumen 140-150Lm/W.
100-277VAC, ballast free,
easy installation.

Parameter

Power: 80w~150w available
Voltage: AC100-277V
Base Type: E39/E40
IP rate: IP 65
CRI > 80



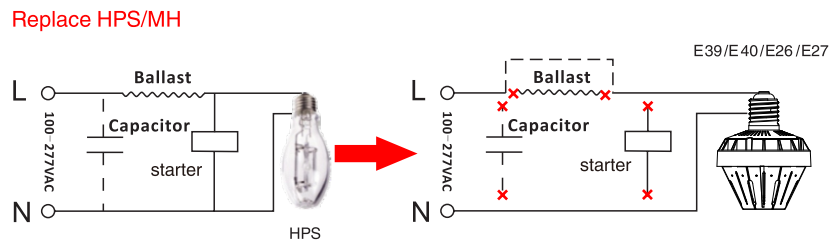
Applications

- Hotel
- Bar
- Theme restaurant
- Ancient architecture
- Haunted house decoration
- Street light fixture

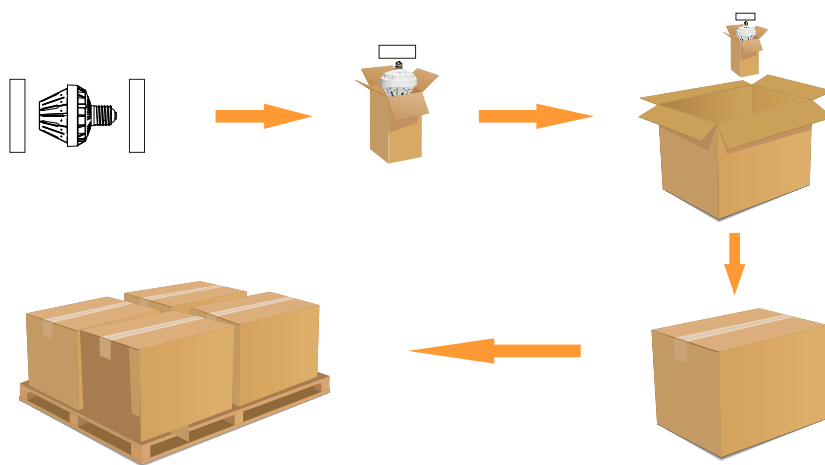
Model	Power	Base	Lumens	Dim.(E39)	N.W	CTN size	CTN quantity	CTN weight	CE	ULC
NS-GLA80W-01C-U	80W	E39/E40	10400LM	φ169*203 mm φ6.65*8 in	1.5 Kg 3.31 lb	630*425*520 mm 24.8*16.73*20.47 in	12pcs	21kg	Y	Y
NS-GLA100W-01C-U	100W	E39/E40	13500LM	φ169*203 mm φ6.65*8 in	1.5 Kg 3.31 lb	630*425*520 mm 24.8*16.73*20.47 in	12pcs	21kg	Y	Y
NS-GLA120W-01C-U	120W	E39/E40	16200LM	φ169*203 mm φ6.65*8 in	1.5 Kg 3.31 lb	630*425*520 mm 24.8*16.73*20.47 in	12pcs	21kg	Y	Y
NS-GLA150W-01C-U	150W	E39/E40	19500LM	φ169*203 mm φ6.65*8 in	1.5 Kg 3.31 lb	630*425*520 mm 24.8*16.73*20.47 in	12pcs	21kg	Y	Y

Installation

Note: Please remove or pass by original ballast, capacitor or starter, when replace the HID/HPS/MH.



Package



The package box will be used according to the package condition

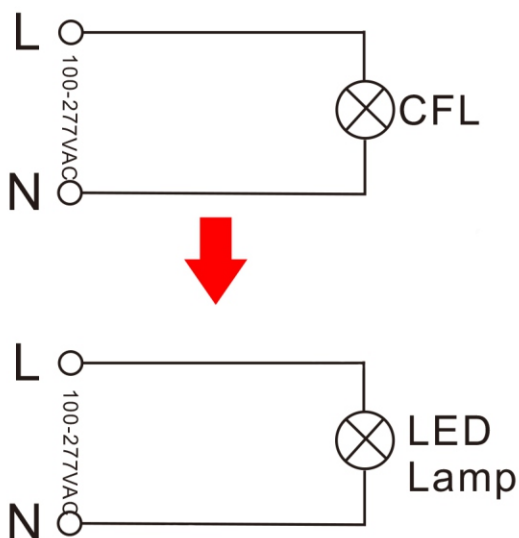


LED Garden light Series

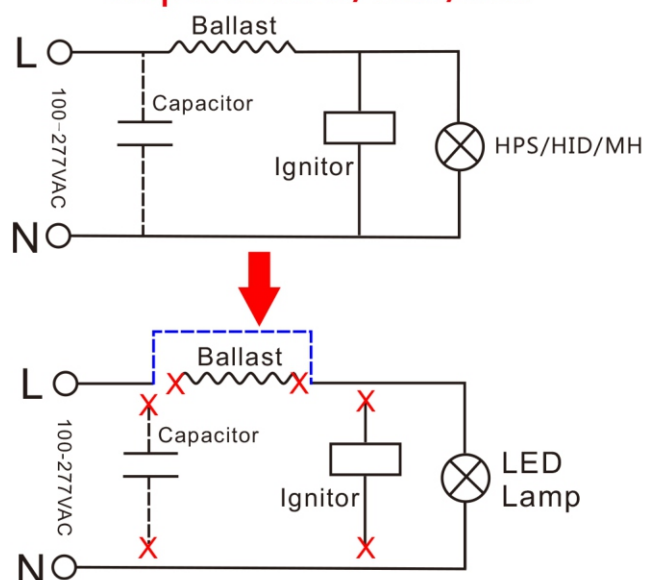
Packaging unit (Pieces/Unit)	Dimensions	Gross weight	Volume
Small box 1	20.5*20.5*24.5cm	1.6Kg	0.01m ³
Outer Carton 12	63*42.5*52cm	21Kg	0.14m ³

Installation

Replace CFL



Replace HPS/HID/MH



LED Corn lamp



HPS/HID/MH

80W	250W
100W	300W
120W	360W
150W	450W



PBT

PC

Die casting aluminum
(ADC12)

Material

IP 64



Features



- 360 - degree lighting angle, natural ventilation and heat dissipation
No fan design.
- Adopt the folding process of high heat conductivity and light stamping aluminum material to increase the heat dissipation area and accelerate the heat dissipation.
- Green products are light and convenient without ultraviolet and infrared radiation.
- Not suitable for dimmers ,electronic switches and remote controls .
- Widely replace HID/HPS/MH/CFL.

Parameter

Power: 10w~20w available
Voltage: AC100-277V
Base Type: E26/E27
IP rate: IP 64
CRI > 80

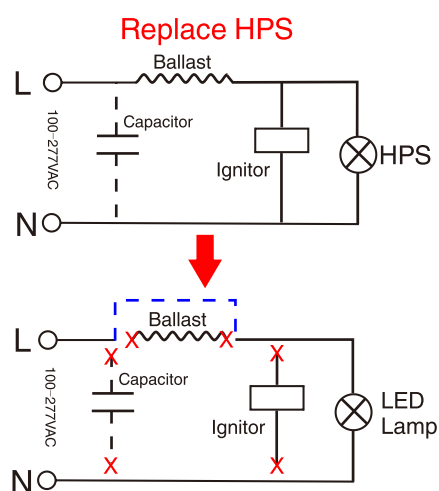
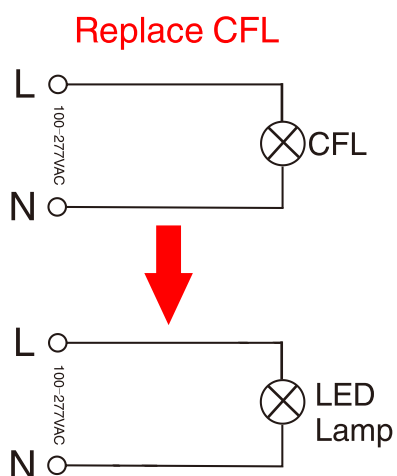
Applications

- ⦿ Residential lighting
- ⦿ Office lighting
- ⦿ Garden lamp
- ⦿ Parking lot
- ⦿ Street lamp
- ⦿ Warehouse lamp

Model	Power	Base	Lumens	Dim.	N.W	CTN size	CTN quantity	CTN weight	 
NS-ACL10W-02C	10W	E26/E27	1300LM	φ60*165 mm φ2.36*6.5 in	148 g 0.32 lb	525*525*415 mm 20.67*20.67*16.34 in	72pcs	18kg	Y N
NS-ACL15W-02C	15W	E26/E27	1875LM	φ60*165 mm φ2.36*6.5 in	150 g 0.33 lb	525*525*415 mm 20.67*20.67*16.34 in	72pcs	18kg	Y N
NS-ACL20W-02C	20W	E26/E27	2500LM	φ60*181 mm φ2.36*7.1 in	160 g 0.35 lb	525*525*455 mm 20.67*20.67*17.91 in	72pcs	19kg	Y N

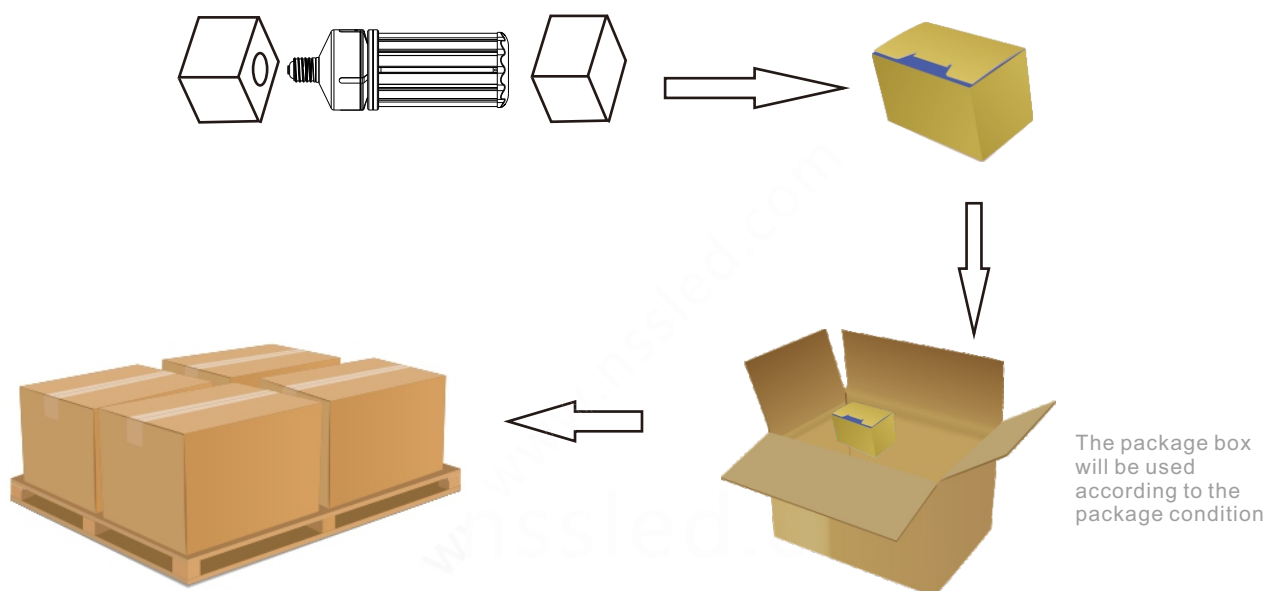
LED Garden light Series

Model	Packaging unit (Pieces/Unit)	Dimensions	Gross weight	Volume
NS-ACL10W-02C	Small box 1	8.5*8.5*19.3cm	0.23Kg/0.51lb	0.0014m ³
NS-ACL15W-02C	Outer Carton 72	52.5*52.5*41.5cm	18Kg/39.68lb	0.115m ³
NS-ACL20W-02C	Small box 1	8.5*8.5*21.3cm	0.25Kg/0.55lb	0.0015m ³
	Outer Carton 72	52.5*52.5*45.5cm	19Kg/41.89lb	0.13m ³




Logistical Data

Package



LED Corn Light Series

IP 64



Features

- 360 - degree lighting angle, natural ventilation and heat dissipation
No fan design.
- Adopt the folding process of high heat conductivity and light stamping aluminum material to increase the heat dissipation area and accelerate the heat dissipation.
- Green products are light and convenient without ultraviolet and infrared radiation.
- Not suitable for dimmers ,electronic switches and remote controls .
- Widely replace HID/HPS/MH/CFL.

Parameter

Power:30w~60w available
Voltage:AC100-277V
Also 480V,30W / 60W
Base Type:E26/E27/E39/E40
IP rate:IP 64
CRI>80

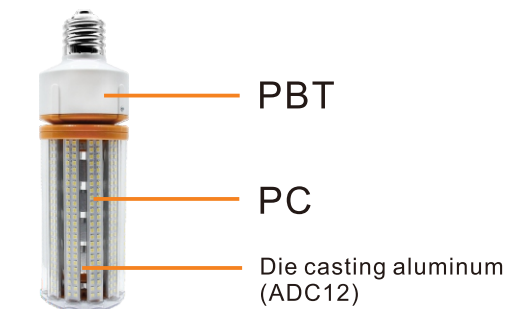
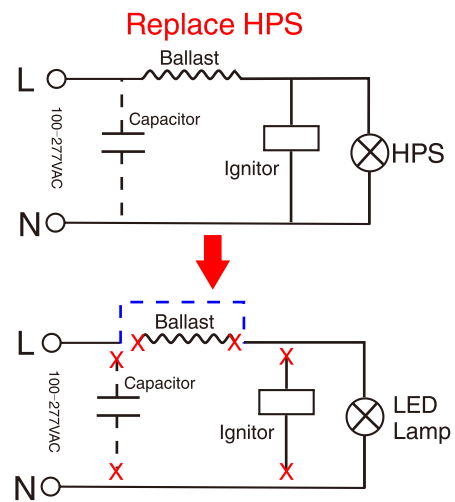
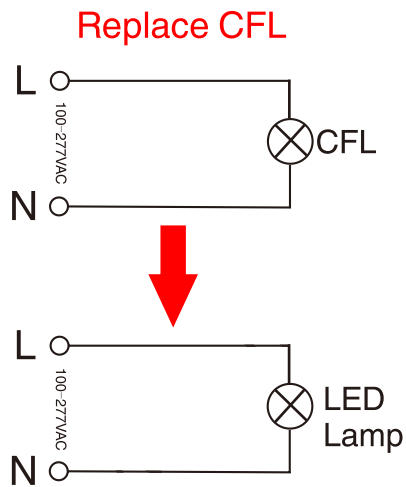
Applications

- ⊙ Office lighting
- ⊙ Garden lamp
- ⊙ Parking lot
- ⊙ Street lamp
- ⊙ Warehouse lamp

Model	Power	Base	Lumens	Dim.(E39)	N.W	CTN size	CTN quantity	CTN weight	CE	ULC
NS-ACL30W-02C	30W	E26/E27/E39/E40	3750LM	φ82*208 mm φ3.23*8.2 in	300 g 0.66 lb	520*495*510 mm 20.47*19.49*20.08 in	32pcs	16kg	Y	Y
NS-ACL40W-02C	40W	E26/E27/E39/E40	5000LM	φ82*228 mm φ3.23*9 in	360 g 0.81 lb	565*495*510 mm 22.24*19.49*20.08 in	32pcs	17kg	Y	N
NS-ACL50W-02C	50W	E26/E27/E39/E40	6250LM	φ82*248 mm φ3.23*9.8 in	390 g 0.86 lb	600*495*510 mm 23.62*19.49*20.08 in	32pcs	18.5kg	Y	N
NS-ACL60W-02C	60W	E26/E27/E39/E40	7500LM	φ82*268 mm φ3.23*10.5 in	430 g 0.95 lb	640*495*510 mm 25.2*19.49*20.08 in	32pcs	20kg	Y	Y

LED Corn Light Series

Model	Packaging unit (Pieces/Unit)	Dimensions	Gross weight	Volume
NS-ACL30W-02C	Small box 1	12*12*25.3cm	0.43Kg/0.95lb	0.0036m ³
	Outer Carton 32	52*49.5*51cm	16Kg/35.27lb	0.13m ³
NS-ACL40W-02C	Small box 1	12*12*27.5cm	0.48Kg/1.06lb	0.004m ³
	Outer Carton 32	56.5*49.5*51cm	17Kg/37.48lb	0.14m ³
NS-ACL50W-02C	Small box 1	12*12*29.3cm	0.53Kg/1.17lb	0.004m ³
	Outer Carton 32	60*49.5*51cm	18.5Kg/40.78lb	0.15m ³
NS-ACL60W-02C	Small box 1	31.3*12*12cm	0.58Kg/1.28lb	0.0045m ³
	Outer Carton 32	64*49.5*51cm	20Kg/44.09lb	0.16m ³



Material

LED Corn Light Series

IP 64



Features

- 360 - degree lighting angle, natural ventilation and heat dissipation
No fan design.
- Adopt the folding process of high heat conductivity and light stamping aluminum material to increase the heat dissipation area and accelerate the heat dissipation.
- Green products are light and convenient without ultraviolet and infrared radiation.
- Not suitable for dimmers ,electronic switches and remote controls .
- Widely replace HID/HPS/MH/CFL.

Parameter

Power:80w~150w available
Voltage:AC100-277V
Also 480V,120W / 150W
Base Type:E39/E40
IP rate:IP 64
CRI>80

Applications

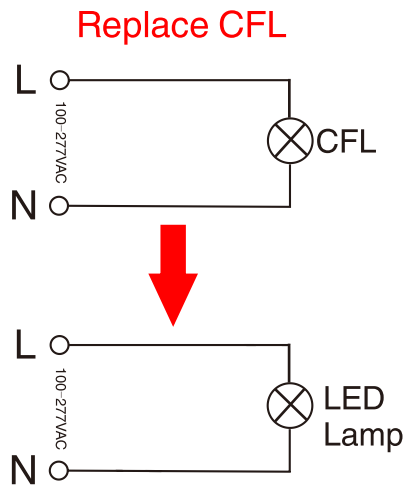
- ⊙ Office lighting
- ⊙ Garden lamp
- ⊙ Parking lot
- ⊙ Street lamp
- ⊙ Warehouse lamp

Model	Power	Base	Lumens	Dim.(E39)	N.W	CTN size	CTN quantity	CTN weight	RoHS	DLC
NS-ACL80W-02C	80W	E39/E40	10000LM	φ133*298 mm φ5.23*11.7 in	900 g 1.98 lb	525*345*540 mm 20.67*13.58*21.26 in	9pcs	12.5kg	Y	N
NS-ACL100W-02C	100W	E39/E40	12500LM	φ133*325 mm φ5.23*12.8 in	1 Kg 2.2 lb	525*370*540 mm 20.67*14.57*21.26 in	9pcs	13kg	Y	N
NS-ACL120W-02C	120W	E39/E40	15000LM	φ133*345 mm φ5.23*13.6 in	1.1 Kg 2.4 lb	525*390*540 mm 20.67*15.35*21.26 in	9pcs	13.5kg	Y	Y
NS-ACL150W-02C	150W	E39/E40	18750LM	φ133*365 mm φ5.23*14.4 in	1.25 g 2.75 lb	525*410*540 mm 20.67*16.14*21.26 in	9pcs	14kg	Y	Y

LED Corn Light Series

Model	Packaging unit (Pieces/Unit)	Dimensions	Gross weight	Volume
NS-ACL80W-02C	Small box 1	33*17*17.5cm	1.2Kg/2.65lb	0.01m ³
	Outer Carton 9	52.5*34.5*54cm	12.5Kg/27.56lb	0.1m ³
NS-ACL100W-02C	Small box 1	35.5*17*17.5cm	1.3Kg/2.87lb	0.01m ³
	Outer Carton 9	52.5*37*54cm	13Kg/28.7lb	0.1m ³
NS-ACL120W-02C	Small box 1	37.5*17*17.5cm	1.35Kg/2.98lb	0.011m ³
	Outer Carton 9	52.5*39*54cm	13.5Kg/29.8lb	0.11m ³
NS-ACL150W-02C	Small box 1	39.5*17*17.5cm	1.4Kg/3.09lb	0.012m ³
	Outer Carton 9	52.5*41*54cm	14Kg/30.9lb	0.12m ³

Lamps and lanterns light distribution curve



LED Corn Light

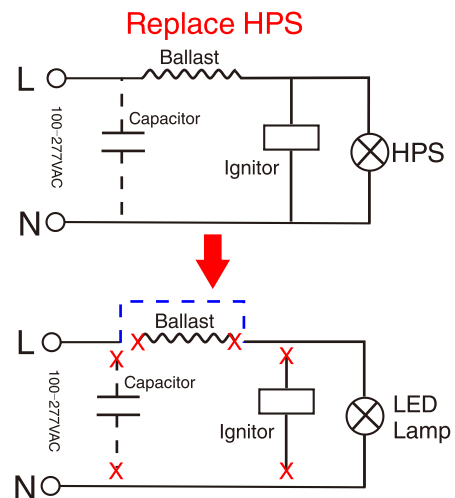
80W
100W
120W
150W

=



CFL/HPS/HID/MH

250W
300W
375W
480W



PBT

PC

Die casting aluminum
(ADC12)

Material

LED Corn Light Series



Features

6063 aluminum heat sinker to speed up heat dissipation.
Unique and novel appearance.
Isolated constant current power supply.
Super high Lumen 140-150Lm/W.
100-277VAC, ballast free, easy installation.

Parameter

Power: 20w~30w available
Voltage: AC100-277V
Base Type: E26/E27/E39/E40
IP rate: IP 64
CRI > 80



Applications


- Hotel
- Bar
- Theme restaurant
- Ancient architecture
- Haunted house decoration
- Street light fixture

Model	Power	Base	Lumens	Dim.(E39)	N.W	CTN size	CTN quantity	CTN weight		
NS-ACL-20W-01	20W	E26/E27/ E39/E40	2500LM	φ65*190 mm φ2.56x7.48 in	0.31 Kg 0.68 lb	510*420*395 mm 20.08*16.54*15.55 in	40pcs	16.5kg	N	N
NS-ACL-30W-01	30W	E26/E27/ E39/E40	3750LM	φ65*190 mm φ2.56x7.48 in	0.31 Kg 0.68 lb	510*420*395 mm 20.08*16.54*15.55 in	40pcs	16.5kg	N	N

LED Corn Light Series



Intelligent SCM control circuit, constant current drive, long life.
Three lighting modes; Flame, long bright, breathe




LED Corn Light Series

NS 30W-60W Corn Light



Dust and fire-proof, IP64.
super high lumen 150LM/W
Superior heat dissipation.
No UV and IR radiation, green product.
Not suitable for dimmers ,electronic switches and remote controls .



Features

Power:30W~60W available
Voltage: AC100-277V
Base Type:E26/E27/E39/E40
IP rate:IP 64
CRI>80

Applications

- ☉ Office lighting
- ☉ Garden lamp
- ☉ Parking lot
- ☉ Street lamp
- ☉ Warehouse lamp



Model	Power	Base	Lumens	Dim.(E26)	N. W	CTN size	CTN quantity	CTN weight	UL	DLC
NS-WLC30W-01	30W	E26/E27/ E39/E40	4500LM	100*192 mm 3.94*7.56 in	503 g 1.11 lb	500*400*400 mm 19.69*15.75*15.75 in	18pcs	12kg	Y	Y
NS-WLC40W-01	40W	E26/E27/ E39/E40	6000LM	100*212 mm 3.94*8.34 in	550 g 1.21 lb	540*400*400 mm 21.26*15.75*15.75 in	18pcs	13kg	Y	Y
NS-WLC50W-01	50W	E26/E27/ E39/E40	7500LM	100*227 mm 3.94*8.94 in	606 g 1.34 lb	570*400*400 mm 22.44*15.75*15.75 in	18pcs	14kg	Y	Y
NS-WLC60W-01	60W	E26/E27/ E39/E40	8600LM	100*252 mm 3.94*9.92 in	671 g 1.48 lb	620*400*400 mm 24.41*15.75*15.75 in	18pcs	15kg	Y	Y

LED Corn Light Series

150LM/W



NS 80W-250W Corn Light


Dust and fire-proof, IP64.
super high lumen 150LM/W
Superior heat dissipation.
No UV and IR radiation, green product.
Not suitable for dimmers ,electronic switches and remote controls .

Features

Power:80W~200W available
Voltage: AC100-277V
Base Type:E26/E27/E39/E40
IP rate:IP 64
CRI>80

Applications

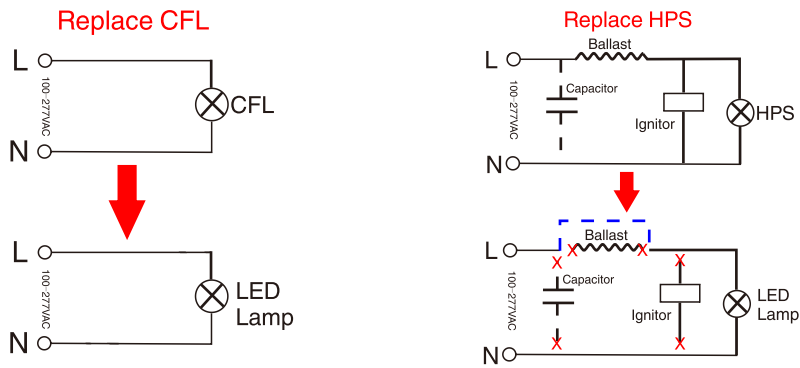
- ☉ Office lighting
- ☉ Garden lamp
- ☉ Parking lot
- ☉ Street lamp
- ☉ Warehouse lamp



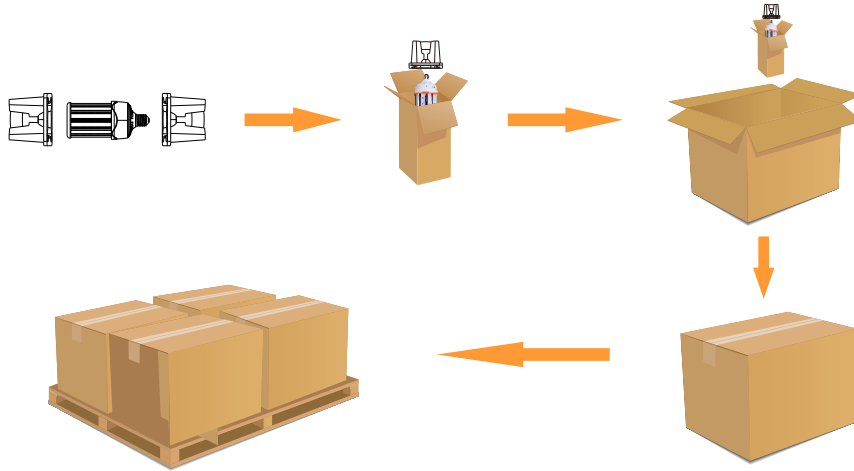
Model	Power	Base	Lumens	Dim.(E26)	N.W	CTN size	CTN quantity	CTN weight	UL	DLC
NS-WLC80W-01	80W	E26/E27/ E39/E40	11600LM	130*263 mm 5.12*10.35 in	994 g 2.19 lb	650*485*330 mm 25.59*19.09*12.99 in	12pcs	16kg	Y	Y
NS-WLC100W-01	100W	E26/E27/ E39/E40	15000LM	130*293 mm 5.12*11.54 in	1107 g 2.44 lb	650*360*330 mm 25.59*14.17*12.99 in	12pcs	17kg	Y	Y
NS-WLC120W-01	120W	E26/E27/ E39/E40	18000LM	130*323 mm 5.12*12.72 in	1206 g 2.66 lb	650*390*330 mm 25.59*15.35*12.99 in	12pcs	18kg	Y	Y
NS-WLC150W-01	150W	E26/E27/ E39/E40	22000LM	130*353 mm 5.12*13.9 in	1450 g 3.20 lb	650*400*330 mm 25.59*15.75*12.99 in	12pcs	19kg	Y	Y
NS-WLC180W-01	180W	E26/E27/ E39/E40	27000LM	130*373 mm 5.12*14.68 in	1516 g 3.34 lb	650*440*330 mm 25.59*17.32*12.99 in	12pcs	20kg	Y	Y
NS-WLC200W-01	200W	E26/E27/ E39/E40	30000LM	130*403 mm 5.12*15.87 in	1622 g 3.58 lb	650*470*330 mm 25.59*18.5*12.99 in	12pcs	21.5kg	Y	Y
NS-WLC250W-01	250W	E26/E27/ E39/E40	37500LM	403*130mm 15.87*5.11in	1622 g 3.58 lb	665*470*490mm 26.18*18.5*19.29in	12pcs	22.5kg	Y	Y

LED Corn Light Series

Installation



Package



The package box will be used according to the package condition

